

EN



Concorde

REISEMOBILE AUS LEIDENSCHAFT



CREDO CARVER CHARISMA

UP TO 7.49 TONNES

TECHNICAL INFORMATION 1-2024



INDEX



STANDARD EQUIPMENT

4

CREDO

TECHNICAL DATA
SPECIAL EQUIPMENT

12

14

CARVER

TECHNICAL DATA
SPECIAL EQUIPMENT

24

28

CHARISMA

TECHNICAL DATA
SPECIAL EQUIPMENT

42

44

STANDARD EQUIPMENT

CHASSIS	CREDO	CARVER	CHARISMA
	IVECO DAILY 50C	IVECO DAILY 65C	IVECO DAILY 65C
Insulated, soundproofed engine compartment cover	•	•	•
Turbo diesel engine with rear drive and twin tyres	•	•	•
Electronically regulated common rail direct injection	•	•	•
6-gear transmission	•	•	•
Traction control system (TCS)	•	•	•
Tyres	195 / 75R16	225 / 75R16	225 / 75R16
Rear axle tyres with traction pattern (mud and snow label)	—	•	•
Disk brakes on the front and rear axle	•	•	•
Hydraulic brake system	•	•	•
Electronically regulated anti-lock braking system (ABS)	•	•	•
Electric parking brake	•	•	•
Cruise control	•	•	•
Traction Plus with downhill drive assistant	•	•	•
14 V / 220 A alternator including 50 A charger converter (for charging the body battery)	•	•	•
Electrical preparation of trailer coupling	•	•	•
Fuel tank	90 l	90 l	90 l
Driver's cabin air conditioning	Optional	•	•
LED daytime running lights	•	•	•
Halogen main headlights with lens optic, high beams integrated into the bumper	•	•	•
Vehicle rear with LED rear lights	•	•	•
Exclusive individual dashboard, including trays	•	•	•
Height and tilt of steering wheel adjustable	•	•	•
Warning triangle, first aid kit, warning light and wheel chock	•	•	•
Breakdown kit (fuse box and two safety vests)	•	•	•

STANDARD EQUIPMENT

BODY	CREDO	CARVER	CHARISMA
Dashboard cover in textile leather upholstery with lock-stitch seams	•	•	–
Dashboard and dashboard cover in faux leather, "Mocca / Vanilla" upholstery	–	–	•
Panorama laminated windscreen with a PVB coating which filters UV rays and reduces solar radiation	–	•	•
Side windows in driver's cabin with insulation glazing, tinted, with pleated shade (can be used to shield the sun while driving) and fly screen, thermally separated frame	•	•	•
Double-glazed, smoky tinted plastic windows in living room, can be slid open or closed, with pleated shade and fly screen	•	•	•
Front bumper as an additional crash element for enhanced passive safety of the occupants	–	•	•
Central towing ring integrated into the front bumper (without additional towing bracket)	•	–	–
Central towing ring integrated into the front bumper and crash element (without additional towing bracket)	–	•	•
Insulating blinds for windscreen with electrical actuation	Optional	•	•
Electrically driven pleated blind on windscreen	•	–	–
Highly-stable, durable Solidtherm aluminium laminate design	•	•	•
Fully-insulated wall connection technology free from thermal bridges with highly-compacted PU solid profiles	•	•	•
Completely insulated driver's cabin	•	•	•
Radiator between insulating blinds and windscreen	•	•	•
32 mm wall thickness, of which 30 mm is closed-cell RTM rigid foam,	•	–	–
40 mm roof, of which 38 mm is closed-cell RTM rigid foam	•	–	–
40 mm wall and ceiling thickness, of which 38 mm is closed-cell RTM rigid foam	–	•	•
Walls, roof and under floor in high-quality aluminium, both inside and out, in sandwich design	•	•	•
Smooth outer area, white stove-enamelled	•	•	•
Fully accessible roof on either side of the skylights	•	•	•
Aluminium roof moulding with rain water channels to reduce staining to the side walls	•	•	•
Front made of highly-stable, corrosion-free and non-decomposable fibreglass composite material	•	•	•
Side coverings made of highly-stable, corrosion-free and non-decomposable fibreglass composite material	•	•	•
Glass fibre composite rear wall and bumper in sandwich design and roof spoiler	•	•	•
Heated double floor, living room floor in lightweight construction, approx. 350 mm high, accessible at side through service flaps	•	–	–
Heated double floor, approx. 470 mm high, accessible at side through service flaps (Carver 791 RL and 890 RRL after floor lowering approx. 375 mm)	–	•	•
Model-dependent heavy-duty rollers or heavy-duty balls at the rear	Optional	•	•
Storage space flaps with cast aluminium hinges and low-maintenance needle felt on the inside, thermally separated frame	–	•	•
Sandwich under and in-between floor with 30 mm thick RTM foam, total floor insulation 60 mm	•	–	–

STANDARD EQUIPMENT

CREDO

CARVER

CHARISMA

STANDARD EQUIPMENT

BODY	CREDO	CARVER	CHARISMA
Sandwich under and in-between floor with 40 mm or 30 mm thick RTM foam, total floor insulation 70 mm	–	•	•
Rear axle wheelhouse in fully-insulated sandwich design (Credo GRP sandwich)	•	•	•
Illuminated rear garage with garage door right and lashing system	•	–	–
Illuminated rear garage with left and right garage doors and lashing rails (not Carver 920 G)	Optional	•	•
Inside illuminated entrance step, heated	•	•	•
External electric retractable entrance step with safety switch	•	•	•
Entrance door with window	•	•	•
"Security Plus" entry door with combination safety lock, remote control via ignition key and key emergency switch, "Interstop" door protection	–	•	–
King-size "Security Plus" entry door with combination safety lock, remote control via ignition key and key emergency switch, "Interstop" door security	–	–	•
Fly screen for entrance door	•	•	•
Pilot cab seats with integrated seatbelt safety system and arm rests	•	•	•
Large shoe compartment in the entrance area for several shoe pairs (model-dependent)	•	•	•
Rear garage floor with rippled aluminium plate cladding	•	•	•
Coach style wiper system	•	•	•
Coach exterior side mirror with wide angle, electrically heated and adjustable	•	•	•

STANDARD EQUIPMENT

LIVING ROOM / BEDROOM	CREDO	CARVER	CHARISMA
Furniture flaps and doors:			
- Ebano Silver (foiling on both sides) with handle bars in stainless steel look on the furniture flaps	•	•	•
Even living room floor from dashboard to the rear bed (not for Carver 791 RL and 890 RRL)	•	•	•
Colour-coordinated felt coverings for walls and ceiling	•	–	–
Colour-coordinated microfibre coverings for walls and ceiling	Optional	•	•
Soft-Walk floor covering in yacht-style	•	•	•
Ergonomic sitting area, high-quality textile / microfibre upholstery with zips (body), including driver's cabin seats	•	•	•
Roman blinds	–	•	–
High-quality sliding curtain	•	–	•
Multi-function couch on left side	•	–	–
Multi-function couch on left side with seatbelt (not for Carver 791 RL and 890 RRL)	Optional	•	•
Wardrobe with inside lighting	•	•	•
Rear bed with slat frame and comfortable cold-foam mattress	•	–	–
Rear bed with spring base, adjustable headrest and comfortable cold-foam mattress (not for Carver 791 RL and 890 RRL)	Optional	•	•
Double-glazed panorama skylight (Heki 3), fly screen and pleated shade in living room ¹	Optional	•	•
Mini-Heki with fly screen and pleated shade in bedroom ¹	•	•	•
Single-column living room table	•	•	•
TV sideboard (bedroom)	–	–	•
Glass cabinet with removable shelves including matching assortment of glasses, with LED lighting	•	•	•
Light canopies with LED spotlights or LED spots under the wall cupboards and indirect lighting	–	•	–
Light canopies with LED spotlights and indirect lighting	–	–	•
Stable metal handle for boarding assistance	•	•	•
1 x 230 V socket (bedroom)	•	•	–
2 x 230 V sockets and 2 x double USB ports (bedroom)	–	–	•
1 x 230 V socket and 2 x double USB ports (driver's cabin)	•	•	–
1 x 230 V socket and 1 x double USB ports (driver's cabin)	–	–	•
Driver's cab furnishings with overhead cabinets above driver's and passenger's side	•	•	•
PULL DOWN BED (OPTIONAL, SERIAL IN 791 RL AND 890 RRL CARVER)			
Comfortable cold-foam mattress with spring base	•	•	•
Mini-Heki with fly screen and pleated shade ¹	Optional	•	•
Curtain to driver's cabin	•	•	•

¹ The position of the skylight is determined after taking into account all roof constructions.

STANDARD EQUIPMENT

KITCHEN	CREDO	CARVER	CHARISMA
Mineral kitchen worktop in lightweight construction with stainless steel sink.			
Colour: Brilliant white	–	•	–
Colour: Achat white	•	–	–
Mineral kitchen worktop with seamless sunken sink. Colour: Achat white	–	–	•
Stainless steel 3-flame hob with automatic ignition and glass cover	•	•	•
Chrome single-lever mixer tap with extendable faucet	•	•	•
177 l refrigerator with separate freezer, AES (12 V / 230 V automatic and manual energy selection / gas)	•	•	•
Drawers with Servo-Soft closing	•	•	•
Integrated cutlery drawer	•	•	•
Light canopies with LED spotlights and indirect lighting	–	790 L / 850 L / 920 G	•
Mini-Heki ¹	•	•	•
LED lighting under wall cupboards	•	790 L / 850 L / 920 G	–
Integrated garbage system in the lower kitchen cabinet	•	•	•
2 x 230 V sockets	•	•	•
Kitchen apothecary cabinet (model-dependent) for storing kitchen utensils	•	•	•

¹ The position of the skylight is determined after taking into account all roof constructions.

STANDARD EQUIPMENT

BATHROOM / TOILET	CREDO	CARVER	CHARISMA
Washstand panel with seamless sunken sink. Colour: Arctic white	•	•	–
Mineral composite washstand panel with seamless sunken sink. Colour: Carrara Bianco	–	–	•
Chrome single-lever mixer tap on the washstand	•	•	•
Separate shower with acrylic glass doors including removable clothes rail	•	920 G	–
Separate shower with real glass doors including removable clothes rail (not Carver 920 G)	Optional	•	•
Shower fittings with wall bar and height-adjustable shower head	•	•	•
Porcelain toilet with approx. 160 l fixed tank	•	920 G	–
Porcelain toilet with approx. 205 l fixed tank (not Carver 920 G)	–	•	–
Porcelain toilet with approx. 200 l fixed tank	–	–	•
Bathroom window (model-dependent)	•	•	•
Mini-Heki with fly screen and pleated shade ¹	•	•	•
Lighting with LED spots	•	•	•
Wardrobe with lighting	•	•	•
Dressing mirror	•	•	•
Spacious mirror cabinet with shelves	•	•	•
1 x 230 V socket	•	•	–
2 x 230 V socket	–	–	•

WATER / GAS / HEATING

Central drainage point for wastewater and septic tank	•	•	•
Gas bottle compartment for 2 x 11 kg gas bottles	•	•	•
Gas controller with crash sensor and automatic bottle changeover	•	•	•
Household siphons	•	•	•
Fresh water and wastewater tank, approx. 160 l each in heated double floor	•	–	–
Fresh water and wastewater tank, approx. 230 l each in heated double floor	Optional	•	–
Fresh water tank approx. 400 l and wastewater tank approx. 300 l	–	–	•
Easy wastewater tank cleaning with drain tap in the heated double floor	•	•	•
Cleaning opening for all tanks	•	•	•
Flush connection with plug system for convenient cleaning of the septic tank	•	•	•
Wastewater drain hose with quick-lock coupling	•	•	•
Automatic central pressure water pump with filter system	•	•	•
5500 W Alde hot water gas central heater, with thermostatic control and timer, 230 V / 3000 W electrical heating cartridge, non-return valve with integrated hot water boiler for supplying all tapping points	•	•	•
2-zone underfloor heating, manually regulated (living room, bathroom)	–	Optional	•
Towel radiator in bathroom (model-dependent)	–	•	•
Engine heat exchanger – allows the heat from the engine to be used for heating the living room	Optional	Optional	•

¹ The position of the skylight is determined after taking into account all roof constructions.

STANDARD EQUIPMENT

ELECTRONICS / TV / RADIO	CREDO	CARVER	CHARISMA
Gel battery, 1 x 140 Ah	•	–	–
Gel battery, 1 x 170 Ah (not for Carver 920 G)	–	•	•
Battery monitoring system with deep discharge protection	Optional	•	•
230 V CEE connection in the storage area with cable routing through vehicle floor	•	•	•
FI personal protection device	•	•	•
Automatic charger with electronic control and battery temperature sensor, maximum charge current 25 A (not Carver 920 G)	–	•	•
Automatic charger with electronic control and battery temperature sensor, maximum charge current 35 A	•	–	–
Inverter from 12 V to 230 V sine wave 600 W with mains priority circuit (not Carver 920 G)	–	•	•
Combination charger "Kombi" 60 A and sine wave inverter from 12 V to 230 V, 3000 W peak and 1600 continuous output with network compensator	Optional	920 G	Optional
Disconnection of vehicle electrical system by undervoltage with automatic restarting function	•	•	•
1 x 230 V socket at the control centre positioned in in-between floor	•	•	•
Radio prearrangement with 2-way speaker system and VHF / DAB antenna	•	•	•
3-way speaker system	Optional	Optional	•
LED lighting in interior	•	•	•
Service-friendly access to the vehicle electrical system with perforated plate housing (not for G models) in rear garage (with G models, in external storage compartment on the right)	•	•	•
Automatic refrigerator switchover when the engine is not running from 12 V to gas / 230 V (with land connection)	•	•	•
Automatic charging of body and vehicle battery, charge retention in the event of external power connection and while travelling	•	•	•
Circuit breaker for body battery	•	•	•
Automatic disconnection and connection of body and vehicle battery	•	•	•
LED lighting for rear garage	•	•	•

STANDARD EQUIPMENT

ON-BOARD ELECTRONICS

	CREDO	CARVER	CHARISMA
State-of-the-art micro-processor-controlled on-board electronics with BUS technology (binary unit system)	•	•	•
Central regulation and control panel with 4.8" colour display	•	–	–
Central regulation and control panel with 7" colour touch screen display	–	•	•

Buttons for switching on and off the following devices/functions:

- Panel	•	•	•
- Lighting	•	•	•
- Water pump	•	•	•
- Heating	–	•	•
- Operation via touch screen	–	•	•

LCD display field for monitoring:

- Fresh water tank (fill level in %)	•	•	•
- Wastewater tank (fill level in %)	•	•	•
- Septic tank (fill level in %)	•	•	•
- Battery voltage of the vehicle and body battery	•	•	•
- Charging and discharging current (on Credo with only electronic power package: only possible via app)	•	•	•
- Indoor and outdoor temperature	•	•	•
- External current supply	•	•	•
- Gas fill level (only in combination with gas tank)	–	•	•
- Date and time with alarm function	•	•	•

Alarm equipment for:

- Wastewater tank full	•	•	•
- Fresh water tank empty	•	•	•
- Septic tank full	•	•	•
- Battery undervoltage	•	•	•
- Reserve gas bottle in use	•	•	•
- Extended entrance step	•	•	•

Battery computer:

- Body battery capacity indicator	–	•	•
- Charging and discharging current	–	•	•

TECHNICAL SPECIFICATIONS



Multifunction couch with 1 seat with seatbelt



CL-Lounge with 2 seatbelts



CREDO 741 HI

BASIC VEHICLE	Iveco Daily
CHASSIS TYPE	50C16
ENGINE (Euro VI e)	4-cylinder
ENGINE CAPACITY	2.3 l
OUTPUT	115 kW (156 hp)
TORQUE	380 Nm
OVERALL LENGTH (mm)	7490
OVERALL WIDTH (mm)	2330
OVERALL HEIGHT (mm)	3210
WHEEL BASE (mm)	3850
GROSS VEHICLE WEIGHT RATIO (kg)	5200
MASS IN RUNNING ORDER (kg)	4085
PAYLOAD (kg)	1115
TRAILER LOAD BRAKED (kg)	3500
SEATS WITH THREE-POINT SEATBELT	2 / 3 / 4
LEFT SEAT (mm)	1320 / 925
RIGHT SEAT (mm)	905 / 625
REAR BED (mm)	2000 x 1500
PULL DOWN BED DIMENSIONS (optional, mm)	2000 x 1200
HEIGHT ABOVE PULL DOWN BED (mm)	860
RIGHT GARAGE DOOR, H / W (mm)	1170 x 950
LEFT GARAGE DOOR (OPTIONAL), H / W (mm)	500 x 750



CREDO 791 LI

CREDO 791 MI

CREDO 840 LI

Iveco Daily	Iveco Daily	Iveco Daily
50C16	50C16	50C16
4-cylinder	4-cylinder	4-cylinder
2.3 l	2.3 l	2.3 l
115 kW (156 hp)	115 kW (156 hp)	115 kW (156 hp)
380 Nm	380 Nm	380 Nm
7990	7990	8490
2330	2330	2330
3210	3210	3210
4100	4100	4500
5200	5200	5200
4185	4185	4265
1015	1015	935
3500	3500	3500
2 / 3 / 4	2 / 3 / 4	2 / 3 / 4
1320 / 925	1320 / 925	1320 / 925
905 / 625	905 / 625	905 / 625
2 x 2000 x 1010	2 x 2000 x 800	2 x 2000 / 1010
2000 x 1200	2000 x 1200	2000 x 1200
860	860	860
1170 x 950	1170 x 950	1170 x 950
500 x 750	500 x 750	500 x 750

CHASSIS OPTIONAL EQUIPMENT

PART NO.	IVECO DAILY CHASSIS	ADDITIONAL WEIGHT IN KG
24-170-UA-1	<p>Chassis package I 50C</p> <p>Gross vehicle weight ratio 5,600 kg (trailer load max. 3,500 kg)</p> <p>Concorde rear axle package:</p> <ul style="list-style-type: none"> - Rear axle 2-channel+ air suspension system with "lifting and lowering" function - chassis-optimised shock absorbers at the front and rear <p>ESP and hill holder</p> <p>Driver's cabin air conditioning</p>	55
24-170-UA-2	<p>Chassis package II 50C</p> <p>Gross vehicle weight ratio 5,600 kg (trailer load max. 3,500 kg)</p> <p>Concorde rear axle package:</p> <ul style="list-style-type: none"> - Rear axle 2-channel+ air suspension system with "lifting and lowering" function - chassis-optimised shock absorbers at the front and rear <p>16" light alloy wheels, front axle with wheel spacers / rear axle wheel covers (FA= 225 / 65 R16; RA= 195 / 75 R16)</p> <p>ESP and hill holder</p> <p>Driver's cabin air conditioning</p>	51
24-170-UA-3	<p>Chassis package III 50C</p> <p>Gross vehicle weight ratio 5,600 kg (trailer load max. 3,500 kg)</p> <p>Concorde front and rear axle package:</p> <ul style="list-style-type: none"> - Front and rear axle suspension, 4-channel+ system with "auto level" function - chassis-optimised shock absorbers at the front and rear <p>16" light alloy wheels, front axle with wheel spacers / rear axle wheel covers (FA= 225 / 65 R16; RA= 195 / 75 R16)</p> <p>ESP and hill holder</p> <p>Driver's cabin air conditioning</p>	107
24-149-UA-1	Gross vehicle weight ratio 5,600 kg (trailer load max. 3,500 kg)	0
24-020-UA-1	Engine option 1 Iveco Daily C18 (Euro VI e), displacement 3.0 l, 129 kW (175 hp), torque 430 Nm	10
24-020-UA-2	Engine option 2 Iveco Daily C21 (Euro VI e), displacement 3.0 l, 152 kW (207 hp), torque 470 Nm (only in combination with part no. 24-030-UA)	37
24-030-UA	ZF converter automatic transmission	15

CHASSIS OPTIONAL EQUIPMENT

PART NO.	IVECO DAILY CHASSIS	ADDITIONAL WEIGHT IN KG
24-012-UA	Differential lock for rear axle	15
24-042-UA-3	Comfort and safety package - Adaptive cruise control (ACC) with traffic function - AEBS emergency brake assistant with City-Brake pro - Active lane departure warning system with buzzer - Rain/light sensor	20
24-052-UA	Active tyre pressure monitoring system	2
24-143-UA-1	Wheel spacer II (front axle 59 mm per side, rear axle 65 mm per side) (only with steel rims)	14
24-143-UA-2	Wheel spacer III (rear axle 65 mm per side) (only in combination with part no. 24-141-UA)	12
24-131-UA-1	Trailer coupling with max. 3,500 trailer load (can only be delivered if mounted at the factory)	29
24-131-UA-2	Trailer coupling with removable ball head (trailer load max. 2,500 kg) (can only be delivered if mounted at the factory)	33
24-132-UA	Heavy-duty rollers at the rear	10
24-140-UA-1	Concorde rear axle package - Rear axle 2-channel+ air suspension system with "lifting and lowering" function - chassis-optimised shock absorbers at the front and rear	25
24-140-UA-2	Concorde front and rear axle package - Front and rear axle suspension, 4-channel+ system with "auto level" function - chassis-optimised shock absorbers at the front and rear (only in combination with part no. 24-141-UA-1 or 24-141-UA-2)	81
24-152-UA	Hydraulic supporting jacks with automatic levelling	100
24-530-UA-1	Bi-LED main headlights including LED daytime running lights, fog lights and static cornering lights integrated into the front bumper	5
24-053-UA	Spare wheel with steel rim under the lowered rear of the rear garage	55
24-142-UA	Stainless steel wheel covers	5
24-141-UA-1	16" anthracite / glossy silver light alloy wheels, front axle with wheel spacers, rear axle hubcaps (FA= 225/65 R16; RA= 195/75 R16), payload of front axle increased to 2,240 kg	-4
24-141-UA-2	16" black / matt silver light alloy wheels, front axle with wheel spacers, rear axle hubcaps (FA= 225/65 R16; RA= 195/75 R16), payload of front axle increased to 2,240 kg	-4
24-311-UA-2	Concorde multi-function steering wheel, removable (only in combination with part no. 24-042-UA-3)	2
24-380-UA	Driver's cabin seats with air conditioning function and seat heating (only in combination with leather upholstery)	5
24-060-UA	Driver's cabin air conditioning	30
24-164-UA	Dual-tone compressed air horn	3
24-910-UA	Commitment charge including full series fuel tank and Adblue tank	0

STANDARD EQUIPMENT

CREDO

CARVER

CHARISMA

BODY OPTIONAL EQUIPMENT

PART NO.	BODY	ADDITIONAL WEIGHT IN KG
24-950-U0-1	<p>Centurion Style package</p> <p>Furnishings in Atlas cedar with roof cabinet fronts in Atlas cedar with handle bars in stainless steel look</p> <p>External decor in "Centurion Style" including decals</p> <p>Windows with tinting in privacy black</p> <p>Microfibre covering for walls and ceiling</p> <p>Ambience lighting</p> <p>Soft-Walk floor covering in yacht-style</p>	12
24-950-U0-2	<p>Centurion Style package</p> <p>Furnishings in Atlas cedar with roof cabinet fronts in "high gloss"</p> <p>Senosan cream white with handle bars in stainless steel look</p> <p>External decor in "Centurion Style" including decals</p> <p>Windows with tinting in privacy black</p> <p>Microfibre covering for walls and ceiling</p> <p>Ambience lighting</p> <p>Soft-Walk floor covering with yacht-style</p>	12
24-950-U0-3	<p>Centurion Style package</p> <p>Furnishings in Atlas cedar with roof cabinet fronts in "high gloss"</p> <p>Senosan creme white and Atlas cedar colour combination with handle bars in stainless steel look</p> <p>External decor in "Centurion Style" including decals</p> <p>Windows with tinting in privacy black</p> <p>Microfibre covering for walls and ceiling</p> <p>Ambience lighting</p> <p>Living room carpet linked and removable</p>	12

BODY OPTIONAL EQUIPMENT

PART NO.	BODY	ADDITIONAL WEIGHT IN KG
24-950-U0-4	<p>Ambience Style package</p> <p>Furnishings in Jatoba Brilliant with roof cabinet fronts in Jatoba Brilliant with handle bars in stainless steel look</p> <p>External decor in "Centurion Style" including decals</p> <p>Windows with tinting in privacy black</p> <p>Microfibre covering for walls and ceiling</p> <p>Ambience lighting</p> <p>Soft-Walk floor covering in yacht-style</p>	12
24-950-U0-5	<p>Ambience Style package</p> <p>Furnishings in Jatoba Brilliant with roof cabinet fronts in "high gloss"</p> <p>Senosan cream white with handle bars in stainless steel look</p> <p>External decor in "Centurion Style" including decals</p> <p>Windows with tinting in privacy black</p> <p>Microfibre covering for walls and ceiling</p> <p>Ambience lighting</p> <p>Soft-Walk floor covering with yacht-style</p>	12
24-950-U0-6	<p>Ambience Style package</p> <p>Furnishings in Jatoba Brilliant with roof cabinet fronts in "high gloss"</p> <p>Senosan creme white and Jatoba Brilliant colour combination with handle bars in stainless steel look</p> <p>External decor in "Centurion Style" including decals</p> <p>Windows with tinting in privacy black</p> <p>Microfibre covering for walls and ceiling</p> <p>Ambience lighting</p> <p>Living room carpet linked and removable</p>	12

STANDARD EQUIPMENT

CREDO

CARVER

CHARISMA

BODY OPTIONAL EQUIPMENT

PART NO.	BODY	ADDITIONAL WEIGHT IN KG
24-218-U0	External decor in "Centurion Style" including decals	1
24-217-U0	Garage door left 1170 x 750 mm	4
24-481-U0	Additional rigging bar in garage at the height of living room floor	3
24-481-U0-1	Lashing system with airline rails and 4 lashing rings embedded in rear garage floor	4
24-232-U0-1	5.5 m side wall awning, mechanical (741 HI, 791 LI, 791 MI)	54
24-232-U0-2	5.5 m side wall awning, electric (741 HI, 791 LI, 791 MI)	60
24-232-U0-3	6.0 m side wall awning, mechanical (840 LI)	62
24-232-U0-4	6.0 m side wall awning, electric (840 LI)	66
24-532-U0	LED side wall lighting beneath the awning	2
24-531-U0	LED rear wall lighting	2
24-542-U0-1	LED lighting for storage areas in the double floor	1
24-216-U0	Front mirror right and left for external coach mirror	2
24-216-U0-1	External coach mirror in Centurion-style, painted white	0
24-213-U0-1	Windows with tinting in privacy black	0
24-330-U0-1	Electrical sun blind in driver's cabin for windscreen	5
24-330-U0-3	Insulating blinds for windscreen with electrical actuation (only in combination with part no. 24-511-U0-1)	11
24-310-U0-2	Dashboard and dashboard cover in faux leather, bi-colour "Vanilla / Terra" upholstery	3
24-310-U0-3	Dashboard and dashboard cover in faux leather, bi-colour "Cream-Beige / Terra" upholstery	3
24-310-U0-5	Dashboard and dashboard cover in faux leather, bi-colour "Coco / Terra" upholstery	3

BODY OPTIONAL EQUIPMENT

PART NO.	LIVING ROOM / BEDROOM	ADDITIONAL WEIGHT IN KG
24-605-U0-1	Overhead locker furniture front panels in "high gloss" Senosan cream white with handle bars in stainless steel look	8
24-605-U0-2	Overhead locker furniture front panels in the "high gloss" Senosan cream white and Ebano silver colour combination with handles in stainless steel look	8
24-600-U0-1	Furnishings in Jatoba Brilliant with overhead locker furniture front panels in Jatoba Brilliant with handle bars in stainless steel look	8
24-600-U0-2	Furnishings in Jatoba Brilliant with overhead locker furniture front panels in "high gloss" Senosan cream white with handle bars in stainless steel look	8
24-600-U0-3	Furnishings in Jatoba Brilliant with overhead locker furniture front panels in the "high gloss" Senosan cream white and Jatoba Brilliant colour combination with handle bars in stainless steel look	8
24-600-U0-4	Furnishings in Atlas cedar with overhead locker furniture front panels in Atlas cedar with handle bars in stainless steel look	8
24-600-U0-5	Furnishings in Atlas cedar with overhead locker furniture front panels in "high gloss" Senosan cream white with handle bars in stainless steel look	8
24-600-U0-6	Furnishings in Atlas cedar with overhead locker furniture front panels in the "high gloss" Senosan cream white and Atlas cedar colour combination with handle bars in stainless steel look	8
24-219-U0-1	Colour-coordinated, microfibre coverings for walls and ceiling	0
24-330-U0-2	"Privacy" front privacy blinds (adjustable pull-up screen from the bottom upwards)	4
24-260-U0-1	Pull down bed with mechanical actuation and slat frame, spring base, instead of front wall units	45
24-682-U0-1	Multifunction couch with 1 seat with seatbelt (approved for 3 persons)	18
24-682-U0-2	CL-Lounge with 2 seats with seatbelts (4-person approval)	24
24-689-U0-1	Extendible table	4
24-689-U0-2	Lowerable table with upholstered table cover	8
24-689-U0-3	Pull-out and lowerable table with upholstered table cover	10
24-650-U0-1	Rear overhead locker on right side in direction of travel (791 LI, 840 LI)	25
24-231-U0-1	Midi-Heki instead of Mini-Heki (bedroom) ¹	6
24-231-U0-2	Panorama skylight (Heki 3) instead of Midi-Heki (living room) ¹	13
24-231-U0-3	Panorama skylight (Heki 3) instead of Mini-Heki (bedroom) ¹	19
24-231-U0-4	Mini Heki above pull-down bed (only in combination with part no. 24-260-U0-1)	3
24-231-U0-5	Electric drive kit for Midi-Heki incl. rain sensor, remote control, operation via app and automatic closing when the vehicle is started (only in combination with part no. 24-511-U0-1)	1
24-231-U0-7	Electric drive kit for panorama skylight incl. rain sensor, remote control, operation via app and automatic closing when the vehicle is started (only in combination with part no. 24-511-U0-1)	1
24-652-U0-1	Rear bed with spring base and adjustable headrest	6
24-540-U0-1	Ambient lighting Indirect LED lighting for: - Furniture baseboards in living room / kitchen - Lower kitchen cupboard - Glass cabinet	3

¹ The position of the skylight is determined after taking into account all roof constructions.

BODY OPTIONAL EQUIPMENT

PART NO.	KITCHEN	ADDITIONAL WEIGHT IN KG
24-630-U0	177 l refrigerator / oven combination instead of standard 177 l refrigerator	23
24-630-U0-1	177 l refrigerator / microwave combination instead of standard 177 l refrigerator	23
24-630-U0-2	177 l compressor refrigerator	0
24-630-U0-3	177 l compressor refrigerator / microwave combination	23
24-231-U0-6	Roof ventilator with ventilation and aeration ¹	4

ELECTRONICS

24-511-U0-1	Electronic power package "Lithium" 200 Ah lithium battery, combination charger 60 A, sinus inverter from 12 V to 230 V, 3000 W peak power and 1600 W continuous power with mains power compensator and charging converter 50 A instead of 45 A	-8
24-511-U0-3	Additional 200 Ah lithium battery (only in combination with part no. 24-511-U0-1)	28
24-511-U0-2	Charging current package for body batteries Charger converter 90 A Optional operation of air conditioning via inverter during driving (only in combination with part no. 24-511-U0-2 or 24-511-U0-3)	6
24-581-U0	Alarm system with surveillance of garage door and living room door	3
24-560-U0	Double reverse camera with shutter (only in combination with part no. 24-555-U0-1)	4
24-561-U0	Birdview 4-camera panoramic vision system (only in combination with part no. 24-555-U0-1) (not in combination with part no. 24-560-U0)	4
24-570-U0-1	Solar panels with approx. 280 W maximum power	15
24-570-U0-2	Solar panels with approx. 560 W maximum power	30
24-521-U0-1	2 x 230 V sockets and floor inlet into the rear garage	

¹ The position of the skylight is determined after taking into account all roof constructions.

BODY OPTIONAL EQUIPMENT

PART NO.	TV / RADIO / PHONE	ADDITIONAL WEIGHT IN KG
24-550-U0-1	<p>Satellite TV system with 32" LED flat screen in right roof cabinet, mechanically lowerable</p> <p>Satellite TV system with 85 cm mirror, fully automatic alignment, multiple-subscriber configuration by means of TWIN-LNB, connection for second receiver with 12 V and antenna socket in bedroom, audio supplied via radio system (total vehicle height plus approx. 120 mm)</p>	45
24-551-U0	DVB-T2 exterior antenna for receiving terrestrial television (for 2 TV devices)	2
24-552-U0-1	24" Full HD LED Smart TV for rear sleeping compartment with integrated TV tuner	15
24-557-U0	LTE WLAN router for amplifying external WLAN signals and Internet TV streaming	1
24-555-U0-1	<p>Navigation system</p> <p>(with motorhome software and 10" touchscreen, integrated radio with DAB+ and hands-free module for telephone with Bluetooth)</p>	4
24-556-U0-1	<p>Sound system</p> <p>(3-way speaker system in driver's cabin, 2 x 2-way speaker system in the living room, subwoofer, sound processor)</p>	25
24-556-U0-2	<p>Acoustic package in rear sleeping compartment</p> <p>(2 x 2-way speaker system and 4-channel amplifier for sound optimisation of LED flat screen)</p>	20
24-521-U0	<p>Socket combination, 230 V / 12 V / antenna, in double floor</p> <p>with floor routing, position: In external storage compartment, right side in the direction of travel (for optional external TV connection) (sat output)</p>	1

STANDARD EQUIPMENT

CREDO

CARVER

CHARISMA

BODY OPTIONAL EQUIPMENT

PART NO.	WATER / GAS / HEATING / BATHROOM	ADDITIONAL WEIGHT IN KG
24-424-U0	External shower in the garage (driver's side)	2
24-421-U0-1	Fresh water tank approx. 270 l, wastewater tank 230 l and septic tank 230 l (instead of 160 l each)	8
24-617-U0-2	SOG comfort toilet ventilation with activated carbon filter for fixed tank (extraction at toilet bowl)	1
24-582-U0	Gas alarm for monitoring the living room (carbon monoxide, propane, butane, paralysing gas, KO gas)	2
24-443-U0	External gas socket on the passenger's side (BBQ point)	1
24-575-U0	2400 W roof air conditioning with 1700 W heating element (total vehicle height plus 130 mm) ³	34
24-153-U0	Hybrid heating system (5.2 kW Webasto diesel heater coupled with Alde hot water heater) (only in combination with part no. 24-154-U0)	10
24-153-U0-1	Sensotherm cockpit heating The heating circuit of the Iveco Daily is integrated into the Credo heating system. The vehicle blower keeps the windscreen free of condensate even when it is parked.	5
24-154-U0	Engine heat exchanger including electric valve that uses the engine's cooling water to heat the living room	5
24-419-U0	Bedroom heating circuit, separately adjustable	7
24-418-U0	6 l Alde-Flow additional hot water boiler	8
24-619-U0	Mirrored cabinet in- and outside	1
24-612-U0	Shower with real glass doors	15
24-428-U0	Water filter system Carawater Filtradoc L	3
24-437-U0-1	Wastewater tank flushing system	3

³ If not ordered otherwise, the roof air conditioning is installed in the living room.

BODY OPTIONAL EQUIPMENT

PART NO.	UPHOLSTERY FABRIC / LEATHER / CARPET		ADDITIONAL WEIGHT IN KG
24-700-U0-1	"Maxwell" textile / microfibre upholstery including colour-coordinated window decoration	Series	0
24-700-U0-2	"Luciano" textile / microfibre upholstery including colour-coordinated window decoration	Series	0
24-700-U0-3	"Samra" textile / microfibre upholstery including colour-coordinated window decoration	Series	0
24-700-U0-8	"Platino" textile / microfibre upholstery including colour-coordinated window decoration	Series	0
24-700-U0-4	"Vanilla" leather upholstery including colour-coordinated window decoration and colour-coordinated Concorde collection		25
24-700-U0-5	"Cream-Beige" leather upholstery including colour-coordinated window decoration and colour-coordinated Concorde collection		25
24-700-U0-6	"Savannah" leather upholstery including colour-coordinated window decoration and colour-coordinated Concorde collection		25
24-700-U0-7	"Coco" leather upholstery including colour-coordinated window decoration and colour-coordinated Concorde collection		25
24-721-U0-1	Concorde collection: 2 x small pillows, 2 x big pillows, 2 x blankets		5
24-471-U0-1	Soft-Walk floor covering with slate look (recommended for Jatoba Brilliant furniture)	Free of charge	0
24-471-U0-2	Soft-Walk floor covering in yacht-style (recommended for furnishings in Ebano silver and Atlas cedar)	Series	0
24-730-U0-1	Living room carpet linked and removable, colour: Novus silver-grey		10
24-730-U0-2	Living room carpet linked and removable, colour: Novus light beige		10

STANDARD EQUIPMENT

CREDO

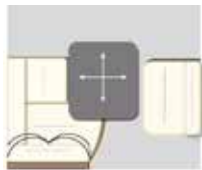
CARVER

CHARISMA

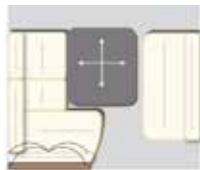
Concorde uses only the highest-quality fabrics and leather with a special dirt-repellent coating.

The mass in running order contains: The dry weight of the standard equipment including the driver (75 kg), filled series fuel tank, 100 l of fresh water, 1 x filled 11 kg steel gas bottle, vehicle tool kit. The empty weight and dimensions can change if special equipment and accessories are installed. All dimension and weight specifications correspond to the state of knowledge at the time of printing. Deviations of +/- 5% are possible and permissible.

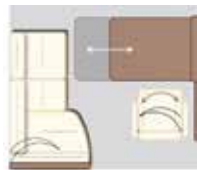
TECHNICAL SPECIFICATIONS



CL-Lounge (790 L)



CL-Lounge (850 L)



Barversion (850 L)



CARVER 790 L

BASIC VEHICLE	Iveco Daily
CHASSIS TYPE	65C18
ENGINE (Euro VI e)	4-cylinder
ENGINE CAPACITY	3.0 l
OUTPUT	129 kW (175 hp)
TORQUE	430 Nm
OVERALL LENGTH (mm)	7990
OVERALL WIDTH (mm)	2400
OVERALL HEIGHT (mm)	3460
WHEEL BASE (mm)	4350
GROSS VEHICLE WEIGHT RATIO (kg)	6500
MASS IN RUNNING ORDER (kg)	5255
PAYLOAD (kg)	1245
TRAILER LOAD BRAKED (kg)	3500
SEATS WITH THREE-POINT SEATBELT	3 / 4
LEFT SITTING AREA (mm)	1255 / 890
RIGHT SEAT (mm)	700 / 650
REAR BED (mm)	2 x 2000 / 845
REAR SITTING AREA	–
PULL DOWN BED DIMENSIONS (optional in 791 RL and 890 RRL series) (mm)	2000 / 1350
HEIGHT ABOVE PULL DOWN BED (mm)	860
RIGHT GARAGE DOOR, H / W (mm)	1250 / 1150
LEFT GARAGE DOOR, H / W (mm)	1250 / 1150
REAR FLAP H / W (mm)	–



CARVER 791 RL

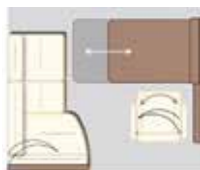
CARVER 850 L

Iveco Daily	Iveco Daily
65C18	65C18
4-cylinder	4-cylinder
3.0 l	3.0 l
129 kW (175 hp)	129 kW (175 hp)
430 Nm	430 Nm
8085	8590
2400	2400
3460	3460
4350	4750
6500	6500
5180	5280
1320	1220
3500	3500
2 / 4	3 / 4
–	1450 / 890
–	1170 / 650
–	2 x 2000 / 845
2000 / 1600	–
2 x 2000 / 830	2000 / 1350
1000	860
1070 / 1150	1250 / 1150
1070 / 680	1250 / 1150
–	–

TECHNICAL SPECIFICATIONS



CL-Lounge (920 G)



Barversion (920 G)



CARVER 890 RRL

BASIC VEHICLE	Iveco Daily
CHASSIS TYPE	70C18
ENGINE (Euro VI e)	4-cylinder
ENGINE CAPACITY	3.0 l
OUTPUT	129 kW (175 hp)
TORQUE	430 Nm
OVERALL LENGTH (mm)	9085
OVERALL WIDTH (mm)	2400
OVERALL HEIGHT (mm)	3460
WHEEL BASE (mm)	5100
GROSS VEHICLE WEIGHT RATIO (kg)	7200
MASS IN RUNNING ORDER (kg)	5445
PAYLOAD (kg)	1755
TRAILER LOAD BRAKED (kg)	3300
SEATS WITH THREE-POINT SEATBELT	2 / 4 ¹
LEFT SITTING AREA (mm)	–
RIGHT SEAT (mm)	–
REAR BED (mm)	–
REAR SITTING AREA	2000 / 1350 / 830
PULL DOWN BED DIMENSIONS (optional in 791 RL and 890 RRL series) (mm)	2 x 2000 / 830
HEIGHT ABOVE PULL DOWN BED (mm)	1000
RIGHT GARAGE DOOR, H / W (mm)	1070 / 1150
LEFT GARAGE DOOR, H / W (mm)	1070 / 680
REAR FLAP H / W (mm)	–



Smart 3

CARVER 920 G

Iveco Daily
70C18
4-cylinder
3.0 l
129 kW (175 hp)
430 Nm
9450
2400
3460
5100
7490
5585
1905
2500
3 / 4
1450 / 890
1170 / 650
2000 / 1570
-
2000 / 1350
860
-
-
1500 / 1650

STANDARD EQUIPMENT

CREDO

CARVER

CHARISMA

¹2 x lap belts in the seat against the driving direction
For additional information on dimensions and weight units, see page 41.

CHASSIS OPTIONAL EQUIPMENT

PART NO.	IVECO DAILY CHASSIS	ADDITIONAL WEIGHT IN KG
24-170-VA-1	<p>Chassis package I 65C (not for 890 RRL, 920 G)</p> <p>Gross vehicle weight ratio 7,200 kg, (trailer load max. 3,300 kg)</p> <p>Differential lock for rear axle</p> <p>Concorde rear axle package:</p> <ul style="list-style-type: none">- Rear axle 2-channel+ air suspension system with "lifting and lowering" function- adapted rolling piston for the air bellows- chassis-optimised shock absorbers at the front and rear <p>ESP and hill holder</p>	40
24-170-VA-2	<p>Chassis package II 65C (not for 890 RRL, 920 G)</p> <p>Gross vehicle weight ratio 7,200 kg, (trailer load max. 3,300 kg)</p> <p>Differential lock for rear axle</p> <p>Concorde front and rear axle package:</p> <ul style="list-style-type: none">- Front and rear axle suspension, 4-channel+ system with "auto level" function- adapted rolling piston for the air bellows- chassis-optimised shock absorbers at the front and rear <p>ESP and hill holder</p> <p>16" light alloy wheels, front axle with wheel spacers / aluminium rear axle wheel covers</p>	94

CHASSIS OPTIONAL EQUIPMENT

PART NO.	IVECO DAILY CHASSIS	ADDITIONAL WEIGHT IN KG
24-170-VA-3	<p>Chassis package I 70C (not for 920 G) (only in combination with part no. 24-011-VA-2) Gross vehicle weight ratio 7,490 kg, (trailer load max. 3,000 kg) Differential lock for rear axle Concorde rear axle package: - Rear axle 2-channel+ air suspension system with "lifting and lowering" function - adapted rolling piston for the air bellows - chassis-optimised shock absorbers at the front and rear ESP and hill holder</p>	40
24-170-VA-4	<p>Chassis package II 70C (not for 920 G) (only in combination with part nos. 24-011-VA-2) Gross vehicle weight ratio 7,490 kg, (trailer load max. 3,000 kg) Differential lock for rear axle Concorde front and rear axle package: - Front and rear axle suspension, 4-channel+ system with "auto level" function - adapted rolling piston for the air bellows - chassis-optimised shock absorbers at the front and rear ESP and hill holder 16" light alloy wheels, front axle with wheel spacers / aluminium rear axle wheel covers</p>	94

STANDARD EQUIPMENT

CREDO

CARVER

CHARISMA

CHASSIS OPTIONAL EQUIPMENT

PART NO.	IVECO DAILY CHASSIS	ADDITIONAL WEIGHT IN KG
24-149-VA-1	Gross vehicle weight ratio 7,200 kg (chassis version 65C) (trailer load max. 3,300 kg)	0
24-149-VA-2	Gross vehicle weight ratio 7,490 kg (chassis version 70C) (trailer load max. 3,000 kg) (Series 920 G)	0
24-149-VA-3	Increased payload of front axle 2,900 kg (only in combination with chassis variant 70C and light alloy wheels)	0
24-011-VA	Chassis version Iveco Daily 70C (7,200 kg gross vehicle weight) (Series 890 RRL, 920 G)	30
24-020-VA	Engine option 1 Iveco Daily C21 (Euro VI e), displacement 3.0 l, 152 kW (207 hp), torque 470 Nm (only in combination with part no. 24-030-VA)	37
24-030-VA	ZF converter automatic transmission	15
24-012-VA	Differential lock for rear axle	15
24-021-VA	Telma retarder (only in combination with part no. 24-149-VA-3)	124
24-042-VA	Comfort and safety package - Adaptive cruise control (ACC) with traffic function - AEBS emergency brake assistant with City-Brake pro - Active lane departure warning system with buzzer - Rain/light sensor	20
24-052-VA	Active tyre pressure monitoring system (not in combination with part no. 24-151-V0)	2
24-131-VA-1	Trailer coupling with max. 3,500 trailer load (depending on selected load) (can only be delivered if mounted at the factory)	29
24-131-VA-2	Trailer coupling with removable ball head (trailer load max. 2,500 kg) (can only be delivered if mounted at the factory)	33
24-140-VA-1	Concorde rear axle package Rear axle 2-channel+ air suspension system with "lifting and lowering" function - adapted rolling piston for the air bellows - chassis-optimised shock absorbers at the front and rear	25
24-140-VA-2	Concorde front and rear axle package (920 G only) - Front and rear axle suspension, 4-channel+ system with "auto level" function - adapted rolling piston for the air bellows - chassis-optimised shock absorbers at the front and rear (only in combination with part no. 24-141-VA-1 or 24-141-VA-2)	56
24-140-VA3	Concorde front and rear axle package: - Front and rear axle suspension, 4-channel+ system with "auto level" function - adapted rolling piston for the air bellows - chassis-optimised shock absorbers at the front and rear (only in combination with part no. 24-141-VA-1 or 24-141-VA-2)	81
24-140-VA-4	Concorde ActiveAir chassis package (920 G only) - ActiveAir (electronic chassis stabilisation) - Front and rear axle suspension, 4-channel+ system with "auto level" function - adapted rolling piston for the air bellows - chassis-optimised shock absorbers at the front and rear (only in combination with part no. 24-141-VA-1 or 24-141-VA-2)	68

CHASSIS OPTIONAL EQUIPMENT

PART NO.	IVECO DAILY CHASSIS	ADDITIONAL WEIGHT IN KG
24-140-VA-5	Concorde ActiveAir chassis package - ActiveAir (electronic chassis stabilisation) - Front and rear axle suspension, 4-channel+ system with "auto level" function - adapted rolling piston for the air bellows - chassis-optimised shock absorbers at the front and rear (only in combination with part no. 24-141-VA-1 or 24-141-VA-2)	93
24-152-VA	Hydraulic supporting jacks with automatic levelling	100
24-014-VA	Fuel tank, 120 l	35
24-530-VA	Bi-LED main headlights including LED daytime running lights, fog lights and static cornering lights integrated into the front bumper	5
24-053-VA	Spare wheel with steel rim under the lowered rear of the rear garage	55
24-142-VA	Stainless steel wheel covers	5
24-141-VA-1	16" anthracite / glossy silver light alloy wheels, front axle with wheel spacers and increased front axle load of 2,600 kg, aluminium wheel covers on the rear axle	-2
24-141-VA-2	16" black / matt silver light alloy wheels, front axle with wheel spacers and increased front axle load of 2,600 kg, aluminium wheel covers on the rear axle	-2
24-311-VA-2	Concorde multi-function steering wheel in leather, removable (only in combination with part no. 24-042-VA-3)	2
24-380-VA-1	Driver's cabin seats with air conditioning function and seat heating (only in combination with leather upholstery)	5
24-380-VA-2	Luxury driver's cabin suspension seats, air suspension with lumbar support and seat heating	35
24-380-VA-3	Luxury driver's cab suspension seats, air suspension with lumbar supports, air conditioning function and seat heating (only in combination with leather upholstery)	35
24-164-VA	Dual-tone compressed air horn	3
24-910-VA	Commitment charge including full series fuel tank and Adblue tank	0

STANDARD EQUIPMENT

CREDO

CARVER

CHARISMA

BODY OPTIONAL EQUIPMENT

PART NO.	BODY	ADDITIONAL WEIGHT IN KG
24-950-V0-1	<p>Centurion Style package</p> <p>Furnishings in Atlas cedar with roof cabinet fronts in Atlas cedar with handle bars in stainless steel look</p> <p>External decor in "Centurion Style" including decals</p> <p>Windows with tinting in privacy black</p> <p>Blinds in living room with wood look</p> <p>Soft-Walk floor covering in yacht-style</p>	14
24-950-V0-2	<p>Centurion Style package</p> <p>Furnishings in Atlas cedar with roof cabinet fronts in "high gloss"</p> <p>Senosan cream white with handle bars in stainless steel look</p> <p>External decor in "Centurion Style" including decals</p> <p>Windows with tinting in privacy black</p> <p>Blinds in living room with wood look</p> <p>Soft-Walk floor covering in yacht-style</p>	14
24-950-V0-3	<p>Centurion Style package</p> <p>Furnishings in Atlas cedar with roof cabinet fronts in "high gloss"</p> <p>Senosan creme white and Atlas cedar colour combination with handle bars in stainless steel look</p> <p>External decor in "Centurion Style" including decals</p> <p>Windows with tinting in privacy black</p> <p>Blinds in living room with wood look</p> <p>Soft-Walk floor covering in yacht-style</p>	14

BODY OPTIONAL EQUIPMENT

PART NO.	BODY	ADDITIONAL WEIGHT IN KG
24-950-V0-4	<p>Ambience Style package</p> <p>Furnishings in Jatoba Brilliant with roof cabinet fronts in Jatoba Brilliant with handle bars in stainless steel look</p> <p>External decor in "Centurion Style" including decals</p> <p>Windows with tinting in privacy black</p> <p>Blinds in living room with wood look</p> <p>Soft-Walk floor covering in yacht-style</p>	14
24-950-V0-5	<p>Ambience Style package</p> <p>Furnishings in Jatoba Brilliant with roof cabinet fronts in "high gloss" Senosan cream white with handle bars in stainless steel look</p> <p>External decor in "Centurion Style" including decals</p> <p>Windows with tinting in privacy black</p> <p>Blinds in living room with wood look</p> <p>Soft-Walk floor covering in yacht-style</p>	14
24-950-V0-6	<p>Ambience Style package</p> <p>Furnishings in Jatoba Brilliant with roof cabinet fronts in "high gloss" Senosan creme white and Jatoba Brilliant colour combination with handle bars in stainless steel look</p> <p>External decor in "Centurion Style" including decals</p> <p>Windows with tinting in privacy black</p> <p>Blinds in living room with wood look</p> <p>Soft-Walk floor covering in yacht-style</p>	14

STANDARD EQUIPMENT

CREDO

CARVER

CHARISMA

BODY OPTIONAL EQUIPMENT

PART NO.	BODY	ADDITIONAL WEIGHT IN KG
24-218-V0	External decor in "Centurion Style" including decals	1
24-241-V0	Hydraulic rear flap opening with winch and garage lighting (920 G only)	12
24-481-V0-1	Additional rigging bar in garage at the height of living room floor	3
24-481-V0-2	Lashing system with airline rails and 4 lashing rings embedded in rear garage floor	4
24-217-V0	Central locking system for storage space flaps with electric opening via sensor, Storage space flaps with gas pressure springs and without recessed grips (without skirting flaps, gas locker door and garage door with G models)	5
24-232-V0-1	5.5 m side wall awning, mechanical (790 L, 791 RL)	54
24-232-V0-2	5.5 m side wall awning, electric (790 L, 791 RL)	58
24-232-V0-3	6.0 m side wall awning, mechanical (850 L, 890 RRL, 920 G)	62
24-232-V0-4	6.0 m side wall awning, electric (850 L, 890 RRL, 920 G)	66
24-532-V0	LED side wall lighting beneath the awning	2
24-531-V0	LED rear wall lighting	2
24-542-V0	LED lighting for storage areas in the double floor	1
24-216-V0	Front mirror right and left for external coach mirror	2
24-216-V0-1	External coach mirror in Centurion-style, painted white	0
24-250-V0	Panorama laminated glass windscreen with heated windscreen	2
24-212-V0	Side windows in driver's cabin with insulation glazing and electrical actuation	3
24-213-V0-1	Windows with tinting in privacy black	0
24-330-V0-1	Electrical sun blind in driver's cabin for windscreen	5
24-310-V0-1	Dashboard and dashboard cover in faux leather, bi-colour "Vanilla / Terra" upholstery (Series 791 RL/890 RRL)	3
24-310-V0-2	Dashboard and dashboard cover in faux leather, bi-colour "Cream-Beige / Terra" upholstery (Series 791 RL/890 RRL)	3
24-310-V0-4	Dashboard and dashboard cover in faux leather, bi-colour "Coco / Terra" upholstery (Series 791 RL/890 RRL)	3

LIVING ROOM / BEDROOM

24-605-V0-1	Overhead locker furniture front panels in "high gloss" Senosan cream white with handle bars in stainless steel look	8
24-605-V0-2	Overhead locker furniture front panels in the "high gloss" Senosan cream white and Ebano silver colour combination with handles in stainless steel look	8
24-600-V0-1	Furnishings in Jatoba Brilliant with overhead locker furniture front panels in Jatoba Brilliant with handle bars in stainless steel look	8
24-600-V0-2	Furnishings in Jatoba Brilliant with overhead locker furniture front panels in "high gloss" Senosan cream white with handle bars in stainless steel look	8

BODY OPTIONAL EQUIPMENT

PART NO.	LIVING ROOM / BEDROOM	ADDITIONAL WEIGHT IN KG
24-600-V0-3	Furnishings in Jatoba Brilliant with overhead locker furniture front panels in the "high gloss" Senosan cream white and Jatoba Brilliant colour combination with handle bars in stainless steel look	8
24-600-V0-4	Furnishings in Atlas cedar with overhead locker furniture front panels in Atlas cedar with handle bars in stainless steel look	8
24-600-V0-5	Furnishings in Atlas cedar with overhead locker furniture front panels in "high gloss" Senosan cream white with handle bars in stainless steel look	8
24-600-V0-6	Furnishings in Atlas cedar with overhead locker furniture front panels in the "high gloss" Senosan cream white and Atlas cedar colour combination with handle bars in stainless steel look	8
24-330-V0-2	"Privacy" front privacy blinds (adjustable pull-up screen from the bottom upwards)	4
24-260-V0	Pull down bed with electrical actuation, with spring base, instead of front wall unit (serial in 791 RL, 890 RRL)	53
24-723-V0	Window frames in leather on living room and driver's cabin windows	2
24-722-V0	Blinds in living room with wood look	5
24-686-V0-1	2 x lap belts in the seat against the driving direction (including 4-person approval) (for 890 RRL)	55
24-686-V0-2	2 x three-point belts in round seating area facing the direction of travel (including 4-person approval) (for 791 RL)	40
24-381-V0	Adjustable individual seat behind the passenger seat (for 791 RL, 890 RRL)	60
24-682-V0	CL-Lounge (4-person approval) (790 L, 850 L, 920 G)	24
24-681-V0	Bar version with adjustable individual seat (including 4-person approval, 850 L, 920 G)	46
24-689-V0-1	Extendible table (not in combination with part no. 24-681-V0)	4
24-689-V0-2	Lowerable table with upholstered table cover (not in combination with part no. 24-681-V0)	8
24-689-V0-3	Pull-out and lowerable table with upholstered table cover (not in combination with part no. 24-681-V0)	10
24-231-V0-1	Midi-Heki instead of Mini-Heki (living room) ¹	6
24-231-V0-2	Panorama skylight (Heki 3) instead of Mini-Heki (bedroom) ¹	19
24-231-V0-6	Electric drive kit for Midi-Heki incl. rain sensor, remote control, operation via app and automatic closing when the vehicle is started	1
24-231-V0-5	Electric drive kit for panorama skylight incl. rain sensor, remote control, operation via app and automatic closing when the vehicle is started	1
24-640-V0-1	Ceiling-height entrance cabinet with acrylic glass removable shelves including a collection of glasses and LED lighting (not in combination with TV in the entrance area) (790 L, 850 L, 920 G)	10
24-640-V0-2	Entrance cabinet with high apothecary cabinet (not in combination with TV in the entrance area) (790 L, 850 L, 920 G)	10

¹ The position of the skylight is determined after taking into account all roof constructions.

BODY OPTIONAL EQUIPMENT

PART NO.	KITCHEN	ADDITIONAL WEIGHT IN KG
24-622-V0	Mineral kitchen worktop with seamless sunken sink. Stainless steel 3-flame hob with automatic ignition and glass cover and glass inlay, colour: marble white	20
24-630-V0	177 l refrigerator / oven combination instead of standard 177 l refrigerator	23
24-630-V0-1	177 l refrigerator / microwave combination instead of standard 177 l refrigerator	23
24-630-V0-2	177 l compressor refrigerator	0
24-630-V0-3	177 l compressor refrigerator / microwave combination	23
24-231-V0-4	Roof ventilator with ventilation and aeration ¹	4
24-631-V0	Stainless steel microwave with grill function under hob, 230 V operation via external connection, 17 l cooking area (not in combination with part no. 24-632-V0)	22
24-632-V0	Dishwasher under hob (not in combination with part no. 24-631-V0)	25
24-540-V0	Illuminated acrylic glass plate in front of kitchen window (790 L, 850 L, 920 G)	2
24-626-V0	High-quality design chrome single lever mixer tap for kitchen and bathroom (kitchen with extendable faucet)	1

¹ The position of the skylight is determined after taking into account all roof constructions.

BODY OPTIONAL EQUIPMENT

PART NO.	ELECTRONICS	ADDITIONAL WEIGHT IN KG
24-511-V0-1	Electronic power package 1 1 x 170 Ah additional gel battery (total of 2 batteries), combination charger 60 A, sine wave inverter from 12 V to 230 V, 3000 W peak and 1600 W continuous output with network compensator	68
24-511-V0-2	Electronic power package 2 2 x 170 Ah additional gel batteries (total of 3 batteries), combination charger 100 A, sine wave inverter from 12 V to 230 V, 3900 W peak and 2600 W continuous output with network compensator	125
24-511-V0-3	Electronic power package "Ultra Power" (not for 920 G) 1 x 460 Ah lithium battery (instead of series body batteries), combination charger 150 A, sine wave inverter from 12 V to 230 V, 6000 W peak and 3000 W continuous output with network compensator	11
24-511-V0-4	Electronic power package "Ultra Power" (920 G only) 1 x 460 Ah lithium battery (instead of series body batteries), combination charger 150 A, sine wave inverter from 12 V to 230 V, 6000 W peak and 3000 W continuous output with network compensator	-57
24-511-V0-5	Charging current package for body batteries Charger converter 90 A Optional operation of air conditioning via inverter during driving Switch-off of air conditioning through inverter by a battery capacity of 5% (only in combination with part no. 24-511-V0-2 or 24-511-V0-3 or 24-511-V0-4)	6
24-581-V0	Alarm system with surveillance of the garage doors/flaps and the living room door	3
24-560-V0	Double reverse camera with shutter (only in combination with part no. 24-555-V0-3)	4
24-561-V0	Birdview 4-camera panoramic vision system (not in combination with part no. 24-560-V0)	4
24-570-V0-2	Solar panels with approx. 560 W maximum power	30
24-150-V0	2700 W gas generator, permanently installed (only in combination with part no. 24-151-V0)	50
24-521-V0-1	2 x 230 V sockets and floor inlet into the rear garage	1

STANDARD EQUIPMENT

CREDO

CARVER

CHARISMA

BODY OPTIONAL EQUIPMENT

PART NO.	TV / RADIO / PHONE	ADDITIONAL WEIGHT IN KG
24-550-V0-1	<p>Satellite TV system I with 24" Full HD LED Smart TV in entrance area (790 L, 850 L, 920 G)</p> <p>Satellite TV system with 85 cm mirror, fully automatic alignment, multiple-subscriber configuration by means of TWIN-LNB, connection for second receiver with 12 V and antenna socket in bedroom, audio supplied via radio system (total vehicle height plus approx. 120 mm)</p>	38
24-550-V0-2	<p>Satellite TV system III with 32" Full HD LED Smart TV in roof cabinet above the windscreen, not lowerable (790 L, 850 L, 920 G)</p> <p>Satellite TV system with 85 cm mirror, fully automatic alignment, multiple-subscriber configuration by means of TWIN-LNB, connection for second receiver with 12 V and antenna socket in bedroom, audio supplied via radio system (total vehicle height plus approx. 120 mm) (not in combination with pull down bed)</p>	43
24-550-V0-3	<p>Satellite TV system with 32" LED flat screen in right roof cabinet, electrically lowerable (850 L, 920 G)</p> <p>Satellite TV system with 85 cm mirror, fully automatic alignment, multiple-subscriber configuration by means of TWIN-LNB, connection for second receiver with 12 V and antenna socket in bedroom, audio supplied via radio system (total vehicle height plus approx. 120 mm)</p>	50
24-550-V0-4	<p>Satellite TV system with 32" LED flat screen in left roof cabinet, electrically lowerable (790 L, 850 L, 920 G)</p> <p>Satellite TV system with 85 cm mirror, fully automatic alignment, multiple-subscriber configuration by means of TWIN-LNB, connection for second receiver with 12 V and antenna socket in bedroom, audio supplied via radio system (total vehicle height plus approx. 120 mm)</p>	38
24-550-V0-5	<p>Satellite TV system with 24" Full HD LED Smart TV round seating area to the right on sideboard (791 RL)</p> <p>Satellite TV system with 85 cm mirror, fully automatic alignment, multiple-subscriber configuration by means of TWIN-LNB, connection for second receiver with 12 V and antenna socket in bedroom, audio supplied via radio system (total vehicle height plus approx. 100 mm)</p>	38
24-550-V0-6	<p>Satellite TV system with 32" Full HD LED Smart TV, rear right (890 RRL)</p> <p>Satellite TV system with 85 cm mirror, fully automatic alignment, multiple-subscriber configuration by means of TWIN-LNB, connection for second receiver with 12 V and antenna socket in bedroom, audio supplied via radio system (total vehicle height plus approx. 100 mm)</p>	45

BODY OPTIONAL EQUIPMENT

PART NO.	TV / RADIO / PHONE	ADDITIONAL WEIGHT IN KG
24-551-V0	DVB-T2 exterior antenna for receiving terrestrial television (for 2 TV devices)	2
24-552-V0-1	24" Full HD LED Smart TV for rear sleeping compartment with integrated TV tuner (790 L, 850 L, 920 G)	15
24-552-V0-2	24" Full HD LED Smart TV on media cabinet behind driver's seat (791 RL, 890 RRL)	15
24-557-V0-1	LTE WLAN router for amplifying external WLAN signals and Internet TV streaming	1
24-555-V0-2	Radio in living room with Bluetooth, MP3 and USB port, DAB+, sound system with subwoofer and additional speakers (791 RL, 890 RRL)	15
24-555-V0-3	Navigation system (with motorhome software and 10" touchscreen, integrated radio with DAB+ and hands-free module for telephone with Bluetooth) (only in combination with article number 24-310-V0-1, -2, -3, -4)	4
24-556-V0-1	Sound system (2 x 3-way speaker system in driver's cabin, 2 x 2-way speaker system in the living room, subwoofer, sound processor)	25
24-556-V0-2	Acoustic package for rear bedroom (790 L, 850 L, 920 G) (2 x 2-way speaker system and 4-channel amplifier for sound optimisation of LED flat screen)	20
24-521-V0	Socket combination, 230 V / 12 V / antenna, in double floor with floor routing, position: In external storage compartment, right side in the direction of travel (for optional external TV connection) (sat output)	1

STANDARD EQUIPMENT

CREDO

CARVER

CHARISMA

BODY OPTIONAL EQUIPMENT

PART NO.	WATER / GAS / HEATING / BATHROOM	ADDITIONAL WEIGHT IN KG
24-424-V0	External shower in the garage (driver's side)	2
24-421-V0-1	Fresh water tank approx. 320 l (instead of 230 l)	8
24-421-V0-2	Freshwater and wastewater tank, approx. 320 l each (instead of approx. 230 l) (wastewater tank 920 G 300 l)	16
24-617-V0	SOG comfort toilet ventilation with activated carbon filter for fixed tank (extraction at toilet bowl)	1
24-582-V0	Gas alarm for monitoring the living room (carbon monoxide, propane, butane, paralysing gas, KO gas)	2
24-443-V0	External gas socket on the passenger's side (BBQ point)	1
24-151-V0	Gas tank approx. 120 l with gas prefilter, secondary gas filling point, crash sensor and fill level indicator in the control panel display, including skirting panel flap (including gas tank filling) (not in combination with part no. 24-052- VA)	104
24-575-V0	2400 W roof air conditioning with 1700 W heating element (total vehicle height plus 130 mm) ^{3 4}	34
24-153-V0	Hybrid heating system (5.2 kW Webasto diesel heater coupled with Alde hot water heater) (only in combination with part no. 24-154-V0)	10
24-153-V0-1	Sensotherm cockpit heating The heating circuit of the Iveco Daily is integrated into the Carver heating system. The vehicle blower keeps the windscreen free of condensate even when it is parked.	5
24-154-V0	Engine heat exchanger that uses the engine's cooling water to heat the living room	5
24-419-V0	Bedroom / garage heating circuit can be thermally regulated (790 L, 850 L, 920 G)	7
24-419-V0-1	Living room / bedroom heating circuit can be thermally regulated (791 RL, 890 RRL)	7
24-475-V0	2-zone floor heating, can be regulated separately (living room, bathroom)	10
24-418-V0	6 l Alde-Flow additional hot water boiler	8
24-619-V0	Mirrored cabinet in- and outside	1
24-528-V0	Electric drain valves for grey and black water tank incl. camera	6
24-428-V0	Water filter system Carawater Filtradoc L	3
24-437-V0-1	Wastewater tank flushing system	3

³ If not ordered otherwise, the roof air conditioning is installed in the living room.

⁴ Carver 790 L: elimination of Mini-Heki in the kitchen.

BODY OPTIONAL EQUIPMENT

PART NO.	UPHOLSTERY FABRIC / LEATHER / CARPET		ADDITIONAL WEIGHT IN KG
24-700-V0-1	"Maxwell" textile / microfibre upholstery including colour-coordinated window decoration	Series	0
24-700-V0-2	"Luciano" textile / microfibre upholstery including colour-coordinated window decoration	Series	0
24-700-V0-3	"Samra" textile / microfibre upholstery including colour-coordinated window decoration	Series	0
24-700-V0-8	"Platino" textile / microfibre upholstery including colour-coordinated window decoration	Series	0
24-700-V0-4	"Vanilla" leather upholstery including colour-coordinated window decoration and colour-coordinated Concorde collection		25
24-700-V0-5	"Cream-Beige" leather upholstery including colour-coordinated window decoration and colour-coordinated Concorde collection		25
24-700-V0-6	"Savannah" leather upholstery including colour-coordinated window decoration and colour-coordinated Concorde collection		25
24-700-V0-7	"Coco" leather upholstery including colour-coordinated window decoration and colour-coordinated Concorde collection		25
24-721-V0-1	Concorde collection: 2 x small pillows, 2 x big pillows, 2 x blankets		5
24-471-V0-1	Soft-Walk floor covering with slate look (recommended for Jatoba Brilliant furniture)	Free of charge	0
24-471-V0-2	Soft-Walk floor covering in yacht-style (recommended for furnishings in Ebano silver and Atlas cedar)	Series	0
24-730-V0-1	Living room carpet linked and removable, colour: Novus silver-grey		10
24-730-V0-2	Living room carpet linked and removable, colour: Novus light beige		10

STANDARD EQUIPMENT

CREDO

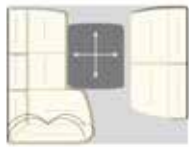
CARVER

CHARISMA

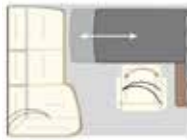
Concorde uses only the highest-quality fabrics and leather with a special dirt-repellent coating.

The mass in running order contains: The dry weight of the standard equipment including the driver (75 kg), filled series fuel tank, 100 l of fresh water, 1 x filled 11 kg steel gas bottle, vehicle tool kit. The empty weight and dimensions can change if special equipment and accessories are installed. All dimension and weight specifications correspond to the state of knowledge at the time of printing. Deviations of +/- 5% are possible and permissible.

TECHNICAL SPECIFICATIONS



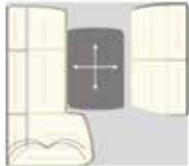
CL-Lounge
860 LI, 910 MI



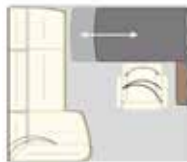
Bar version
860 LI, 910 MI



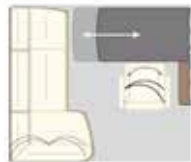
Bar version with CL-Lounge
860 LI, 910 MI



CL-Lounge
910 LI



Bar version
910 LI



Bar version with CL-Lounge
910 LI



CHARISMA 860 LI

BASIC VEHICLE	Iveco Daily
CHASSIS TYPE	65C18
ENGINE (Euro VI e)	4-cylinder
ENGINE CAPACITY	3.0 l
OUTPUT	129 kW (175 hp)
TORQUE	430 Nm
OVERALL LENGTH (mm)	8770
OVERALL WIDTH (mm)	2420
OVERALL HEIGHT (mm)	3540
WHEEL BASE (mm)	4750
GROSS VEHICLE WEIGHT RATIO (kg)	6500
MASS IN RUNNING ORDER (kg)	5465
PAYLOAD (kg)	1035
TRAILER LOAD BRAKED (kg)	3500
SEATS WITH 3-POINT SEATBELT IN LOUNGE / CL-LOUNGE / BAR VERSION / BAR VERSION WITH CL-LOUNGE	3 / 4 / 4 / 5
LEFT SITTING AREA (mm)	1610 / 865
RIGHT SEAT (mm)	1300
REAR BED (mm)	2 x 2000 / 1060
PULL DOWN BED DIMENSIONS (optional, mm)	1980 / 1300
HEIGHT ABOVE PULL DOWN BED (mm)	900
RIGHT GARAGE DOOR, H / W (mm)	1250 / 1150
LEFT GARAGE DOOR, H / W (mm)	1250 / 1150



CHARISMA 910 LI

CHARISMA 910 MI

Iveco Daily	Iveco Daily
65C18	70C18
4-cylinder	4-cylinder
3.0 l	3.0 l
129 kW (175 hp)	129 kW (175 hp)
430 Nm	430 Nm
9270	9270
2420	2420
3540	3540
4900	4900
6500	6500
5675	5675
825	825
3500	3500
3 / 4 / 4 / 5	3 / 4 / 4 / 5
1900 / 865	1610 / 865
1300	1300
2 x 2000 / 1060	2000 / 1600
1980 / 1300	1980 / 1300
900	900
1250 / 1150	1250 / 1150
1250 / 1150	1250 / 1150

STANDARD EQUIPMENT

CREDO

CARVER

CHARISMA

CHASSIS OPTIONAL EQUIPMENT

PART NO.	IVECO DAILY CHASSIS	ADDITIONAL WEIGHT IN KG
24-170-DA-1	<p>Chassis package I 65C</p> <p>Gross vehicle weight ratio 7,200 kg, (trailer load max. 3,300 kg)</p> <p>Differential lock for rear axle</p> <p>Concorde rear axle package:</p> <ul style="list-style-type: none"> - Rear axle 2-channel+ air suspension system with "lifting and lowering" function - adapted rolling piston for the air bellows - chassis-optimised shock absorbers at the front and rear <p>ESP and hill holder</p>	40
24-170-DA-2	<p>Chassis package II 65C</p> <p>Gross vehicle weight ratio 7,200 kg, (trailer load max. 3,300 kg)</p> <p>Differential lock for rear axle</p> <p>Concorde front and rear axle package:</p> <ul style="list-style-type: none"> - Front and rear axle suspension, 4-channel+ system with "auto level" function - adapted rolling piston for the air bellows - chassis-optimised shock absorbers at the front and rear <p>ESP and hill holder</p> <p>16" light alloy wheels, front axle with wheel spacers / aluminium rear axle wheel covers</p>	92

CHASSIS OPTIONAL EQUIPMENT

PART NO.	IVECO DAILY CHASSIS	ADDITIONAL WEIGHT IN KG
24-170-DA-3	<p>Chassis package I 70C (only in combination with part no. 24-011-DA-1) Gross vehicle weight ratio 7,490 kg, (trailer load max. 3,000 kg) Differential lock for rear axle Concorde rear axle package: - Rear axle 2-channel+ air suspension system with "lifting and lowering" function - adapted rolling piston for the air bellows - chassis-optimised shock absorbers at the front and rear ESP and hill holder</p>	40
24-170-DA-4	<p>Chassis package II 70C (only in combination with part no. 24-011-DA-1) Gross vehicle weight ratio 7,490 kg, (trailer load max. 3,000 kg) Differential lock for rear axle Concorde front and rear axle package: - Front and rear axle suspension, 4-channel+ system with "auto level" function - adapted rolling piston for the air bellows - chassis-optimised shock absorbers at the front and rear ESP and hill holder 16" light alloy wheels, front axle with wheel spacers / aluminium rear axle wheel covers</p>	92

STANDARD EQUIPMENT

CREDO

CARVER

CHARISMA

CHASSIS OPTIONAL EQUIPMENT

PART NO.	IVECO DAILY CHASSIS	ADDITIONAL WEIGHT IN KG
24-149-DA-1	Gross vehicle weight ratio 7,200 kg, gross vehicle weight (for chassis version 65C, trailer load max. 3,300 kg)	0
24-149-DA-2	Gross vehicle weight ratio 7,490 kg, gross vehicle weight (for chassis version 70C, trailer load max. 3,000 kg)	0
24-149-DA	Increased payload of front axle 2,900 kg (only in combination with chassis variant 70C and light alloy wheels)	0
24-011-DA-1	Chassis version Iveco Daily 70C (7,000 kg gross vehicle weight)	15
24-020-DA-1	Iveco Daily C21 engine variant (Euro VI e), displacement 3.0 l, 152 kW (207 hp), torque 470 Nm (only in combination with part no. 24-030-DA)	30
24-030-DA	ZF converter automatic transmission	10
24-012-DA	Differential lock for rear axle	15
24-021-DA	Telma retarder (only in combination with part no. 24-149-DA)	124
24-042-DA-3	Comfort and safety package - Adaptive cruise control (ACC) with traffic function - AEBS emergency brake assistant with City-Brake pro - Active lane departure warning system with buzzer - Rain/light sensor	20
24-052-DA	Active tyre pressure monitoring system (not in combination with part no. 24-151-D0)	2
24-131-DA-1	Trailer coupling with max. 3,500 trailer load (depending on selected load) (can only be delivered if mounted at the factory)	29
24-131-DA-2	Trailer coupling with removable ball head (trailer load max. 2,500 kg) (can only be delivered if mounted at the factory)	33
24-140-DA-1	Concorde rear axle package Rear axle 2-channel+ air suspension system with "lifting and lowering" function - adapted rolling piston for the air bellows - chassis-optimised shock absorbers at the front and rear	25
24-140-DA-2	Concorde front and rear axle package - Front and rear axle suspension, 4-channel+ system with "auto level" function - adapted rolling piston for the air bellows - chassis-optimised shock absorbers at the front and rear (only in combination with part no. 24-141-DA-1 or 24-141-DA-2)	81

CHASSIS OPTIONAL EQUIPMENT

PART NO.	IVECO DAILY CHASSIS	ADDITIONAL WEIGHT IN KG
24-140-DA-3	Concorde ActiveAir chassis package - ActiveAir (electronic chassis stabilisation) - Front and rear axle suspension, 4-channel+ system with "auto level" function - adapted rolling piston for the air bellows - chassis-optimised shock absorbers at the front and rear (only in combination with part no. 24-141-DA-1 or 24-141-DA-2)	93
24-152-DA-1	Hydraulic supporting jacks with automatic levelling	100
24-014-DA	Fuel tank: approx 120 l	35
24-530-DA-1	Bi-LED main headlights in the front, fog lights and static cornering lights integrated under the front bumper including LED daytime running lights	5
24-053-DA	Spare wheel with steel rim under the lowered rear of the rear garage	55
24-142-DA	Stainless steel wheel covers	8
24-143-DA	Wheel spacing on the rear axle 67 mm (mounted between the two wheels)	5
24-141-DA-1	16" anthracite / glossy silver light alloy wheels, front axle with wheel spacers and increased front axle load of 2,600 kg, aluminium wheel covers on the rear axle	-4
24-141-DA-2	16" black / matt silver light alloy wheels, front axle with wheel spacers and increased front axle load of 2,600 kg, aluminium wheel covers on the rear axle	-4
24-311-DA-4	Concorde multi-function steering wheel in leather, removable (only in combination with part no. 24-042-DA-3)	2
24-380-DA-1	Driver's cabin seats with air conditioning function and seat heating (only in combination with leather upholstery)	5
24-380-DA-2	Luxury driver's cabin suspension seats, air suspension with lumbar support and seat heating	35
24-380-DA-3	Luxury driver's cab suspension seats, air suspension with lumbar supports, air conditioning function and seat heating (only in combination with leather model)	35
24-164-DA	Dual-tone compressed air horn	3
24-910-DA	Commitment charge including full series fuel tank and Adblue tank	0

STANDARD EQUIPMENT

CREDO

CARVER

CHARISMA

BODY OPTIONAL EQUIPMENT

PART NO.	BODY	ADDITIONAL WEIGHT IN KG
24-950-D0-1	<p>Centurion Style package</p> <p>Furnishings in Atlas cedar with roof cabinet fronts in Atlas cedar with handle bars in stainless steel look</p> <p>External decor in "Centurion Style" including decals</p> <p>Windows with tinting in privacy black</p> <p>Blinds in living room with wood look</p> <p>Soft-Walk floor covering in yacht-style</p>	14
24-950-D0-2	<p>Centurion Style package</p> <p>Furnishings in Atlas cedar with roof cabinet fronts in "high gloss"</p> <p>Senosan cream white with handle bars in stainless steel look</p> <p>External decor in "Centurion Style" including decals</p> <p>Windows with tinting in privacy black</p> <p>Blinds in living room with wood look</p> <p>Soft-Walk floor covering in yacht-style</p>	14
24-950-D0-3	<p>Centurion Style package</p> <p>Furnishings in Atlas cedar with roof cabinet fronts in "high gloss"</p> <p>Senosan creme white and Atlas cedar colour combination with handle bars in stainless steel look</p> <p>External decor in "Centurion Style" including decals</p> <p>Windows with tinting in privacy black</p> <p>Blinds in living room with wood look</p> <p>Soft-Walk floor covering with yacht-style</p>	14

BODY OPTIONAL EQUIPMENT

PART NO.	BODY	ADDITIONAL WEIGHT IN KG
24-950-D0-4	<p>Ambience Style package</p> <p>Furnishings in Jatoba Brilliant with roof cabinet fronts in Jatoba Brilliant with handle bars in stainless steel look</p> <p>External decor in "Centurion Style" including decals</p> <p>Windows with tinting in privacy black</p> <p>Blinds in living room with wood look</p> <p>Soft-Walk floor covering in yacht-style</p>	14
24-950-D0-5	<p>Ambience Style package</p> <p>Furnishings in Jatoba Brilliant with roof cabinet fronts in "high gloss"</p> <p>Senosan cream white with handle bars in stainless steel look</p> <p>External decor in "Centurion Style" including decals</p> <p>Windows with tinting in privacy black</p> <p>Blinds in living room with wood look</p> <p>Soft-Walk floor covering in yacht-style</p>	14
24-950-D0-6	<p>Ambience Style package</p> <p>Furnishings in Jatoba Brilliant with roof cabinet fronts in "high gloss"</p> <p>Senosan creme white and Jatoba Brilliant colour combination with handle bars in stainless steel look</p> <p>External decor in "Centurion Style" including decals</p> <p>Windows with tinting in privacy black</p> <p>Blinds in living room with wood look</p> <p>Soft-Walk floor covering in yacht-style</p>	14

STANDARD EQUIPMENT

CREDO

CARVER

CHARISMA

BODY OPTIONAL EQUIPMENT

PART NO.	BODY	ADDITIONAL WEIGHT IN KG
24-218-D0	External decor in "Centurion Style" including decals	1
24-481-D0	Additional rigging bar in garage at the height of living room floor	3
24-481-D0-2	Lashing system with airline rails and 4 lashing rings embedded in rear garage floor	4
24-217-D0	Central locking system for storage space flaps with electric opening via sensor, Storage space flaps with gas pressure springs and without recessed grips (without skirting flaps, gas locker door)	5
24-221-D0	Bus flaps with pneumatic springs and central locking system with concealed electric touch opening (without skirting flaps and gas cylinder compartment) (only in combination with article number: 24-440-D0 and 24-151-D0)	20
24-232-D0	6.0 m roof awning integrated into the roof profile, electric	66
24-535-D0	LED roof lighting - Driver's and passenger's side can be switched and dimmed separately, switching function on the door and dashboard - Rear, switching function on dashboard	3
24-542-D0	LED lighting for storage areas in the double floor	1
24-216-DA	Front mirror right and left for external coach mirror	2
24-216-DA-1	External coach mirror in Centurion style, painted white	0
24-250-D0	Panorama laminated glass windscreen with heated windscreen	2
24-212-D0	Side windows in driver's cabin with insulation glazing and electrical actuation	3
24-213-D0-1	Windows with tinting in privacy black	0
24-213-D0-2	Real glass window in living room, double-glazed, tinted and hinged, with pleated shade and fly screen	40
24-330-D0	Electrical sun blind in driver's cabin for windscreen	5
24-540-D0	Dashboard ambient lighting	2
24-310-D0	Dashboard and dashboard cover in the "Terra / Vanilla" colour combination	0
24-218-D0-2	Concorde diamond on hood illuminated	2

BODY OPTIONAL EQUIPMENT

PART NO.	LIVING ROOM / BEDROOM	ADDITIONAL WEIGHT IN KG
24-605-D0-1	Overhead locker furniture front panels in "high gloss" Senosan cream white with handle bars in stainless steel look	8
24-605-D0-2	Overhead locker furniture front panels in the "high gloss" Senosan cream white and Ebano Silver colour combination with handles in stainless steel look	8
24-600-D0-1	Furnishings in Jatoba Brilliant with overhead locker furniture front panels in Jatoba Brilliant with handle bars in stainless steel look	8
24-600-D0-2	Furnishings in Jatoba Brilliant with overhead locker furniture front panels in "high gloss" Senosan cream white with handle bars in stainless steel look	8
24-600-D0-3	Furnishings in Jatoba Brilliant with overhead locker furniture front panels in the "high gloss" Senosan cream white and Jatoba Brilliant colour combination with handle bars in stainless steel look	8
24-600-D0-4	Furnishings in Atlas cedar with overhead locker furniture front panels in Atlas cedar with handle bars in stainless steel look	8
24-600-D0-5	Furnishings in Atlas cedar with overhead locker furniture front panels in "high gloss" Senosan cream white with handle bars in stainless steel look	8
24-600-D0-6	Furnishings in Atlas cedar with overhead locker furniture front panels in the "high gloss" Senosan cream white and Atlas cedar colour combination with handle bars in stainless steel look	8
24-330-D0-1	"Privacy" front privacy blinds (adjustable pull-up screen from the bottom upwards)	4
24-260-D0	Pull down bed with electrical actuation, spring base, instead of front wall units	62
24-723-D0	Window frames in leather on living room and driver's cabin windows	2
24-722-D0	Blinds in living room with wood look	5
24-682-D0-1	CL-Lounge (4-person approval)	24
24-681-D0	Bar version with adjustable individual seat (including 4-person approval)	46
24-683-D0	Bar version with adjustable individual seat and CL-Lounge (including 5-person approval)	70
24-703-D0-1	Seat chest covering in fabric/microfibre	5
24-703-D0-2	Seat chest covering in leather	7
24-689-D0-1	Extendible table (not in combination with part no. 24-681-D0 or 24-683-D0)	4
24-689-D0-2	Lowerable table with upholstered table cover (not in combination with part no. 24-681-D0 or 24-683-D0)	8
24-689-D0-3	Extendible and lowerable table with upholstered table cover (not in combination with part no. 24-681-D0 or 24-683-D0)	10
24-231-D0-1	Midi-Heki instead of Mini-Heki (bedroom) ¹	6
24-231-D0-2	Panorama skylight (Heki 3) instead of Mini-Heki (bedroom) ¹	19
24-231-D0-5	Electric drive kit for Midi-Heki incl. rain sensor, remote control, operation via app and automatic closing when the vehicle is started	1
24-231-D0-4	Electric drive kit for panorama skylight incl. rain sensor, remote control, operation via app and automatic closing when the vehicle is started	1

STANDARD EQUIPMENT

CREDO

CARVER

CHARISMA

BODY OPTIONAL EQUIPMENT

PART NO.	KITCHEN	ADDITIONAL WEIGHT IN KG
24-622-D0-1	Mineral kitchen worktop with seamless sunken sink. Stainless steel sink base. Stainless steel 3-flame hob with automatic ignition and glass cover and glass inlay, colour: Achat white	20
24-630-D0	177 l refrigerator / oven combination instead of standard 177 l refrigerator	23
24-630-D0-1	177 l refrigerator / microwave combination instead of standard 177 l refrigerator	23
24-630-D0-2	177 l compressor refrigerator	0
24-630-D0-3	177 l compressor refrigerator / microwave combination	23
24-231-D0-3	Roof ventilator with ventilation and aeration ¹	4
24-631-D0	Stainless steel microwave with grill function under hob, 230 V operation via external connection, 26 l cooking area (not in combination with part no. 24-632-D0)	22
24-632-D0	Dishwasher under hob (not in combination with part no. 24-631-D0)	25
24-540-D0-1	Illuminated acrylic glass plate in front of kitchen window	2

¹ The position of the skylight is determined after taking into account all roof constructions.

BODY OPTIONAL EQUIPMENT

PART NO.	ELECTRONICS	ADDITIONAL WEIGHT IN KG
24-511-D0-1	Electronic power package 1 1 x 170 Ah additional gel battery (total of 2 batteries), combination charger 60 A, sine wave inverter from 12 V to 230 V, 3000 W peak and 1600 W continuous output with network compensator	68
24-511-D0-2	Electronic power package 2 2 x 170 Ah additional gel batteries (total of 3 batteries), combination charger 100 A, sine wave inverter from 12 V to 230 V, 3900 W peak and 2600 W continuous output with network compensator	125
24-511-D0-3	“Ultra-Power“ electronic power package 1 x 460 Ah lithium battery (instead of series body batteries), combination charger 150 A, sine wave inverter from 12 V to 230 V, 6000 W peak and 3000 W continuous output with network compensator	11
24-511-D0-5	Charging current package for body batteries Charger converter 90 A Optional operation of air conditioning via inverter during driving (only in combination with part no. 24-511-D0-2 or 24-511-D0-3) Switch-off of air conditioning through inverter by a battery capacity of 5%	6
24-581-D0	Alarm system with surveillance of the garage doors/flaps and the living room door	3
24-560-D0	Double reverse camera with shutter (only in combination with part no. 24-555-D0-1)	4
24-561-D0	Birdview 4-camera panoramic vision system (picture via 7" monitor) (not in combination with part no. 24-560-D0)	4
24-570-D0-2	Solar panels with approx. 560 W maximum power	30
24-150-D0	2700 W gas generator, permanently installed (only in combination with part no. 24-151-D0)	50
24-521-D0-1	2 x 230 V sockets and floor inlet into the rear garage	1

STANDARD EQUIPMENT

CREDO

CARVER

CHARISMA

BODY OPTIONAL EQUIPMENT

PART NO.	TV / RADIO / PHONE	ADDITIONAL WEIGHT IN KG
24-550-D0-1	<p>Satellite TV system with 40" LED flat screen in right roof cabinet, electrically lowerable</p> <p>Satellite TV system with 85 cm mirror, fully automatic alignment, multiple-subscriber configuration by means of TWIN-LNB, connection for second receiver with 12 V and antenna socket in bedroom, audio supplied via radio system (total vehicle height plus approx. 120 mm)</p>	50
24-550-D0-2	<p>Satellite TV system with 40" LED flat screen in left roof cabinet, electrically lowerable</p> <p>Satellite TV system with 85 cm mirror, fully automatic alignment, multiple-subscriber configuration by means of TWIN-LNB, connection for second receiver with 12 V and antenna socket in bedroom, audio supplied via radio system (total vehicle height plus approx. 120 mm)</p>	50
24-550-D0-3	<p>Satellite TV system with 32" LED flat screen in roof cabinet above the windscreen, not lowerable</p> <p>Satellite TV system with 85 cm mirror, fully automatic alignment, multiple-subscriber configuration by means of TWIN-LNB, connection for second receiver with 12 V and antenna socket in bedroom, audio supplied via radio system (total vehicle height plus approx. 120 mm) (not in combination with pull down bed)</p>	45
24-551-D0	<p>DVB-T2 exterior antenna for receiving terrestrial television (for 2 TV devices)</p>	2
24-552-D0-1	<p>32" LED flat screen for rear sleeping compartment with integrated TV tuner</p>	15
24-557-D0-1	<p>LTE WLAN router for amplifying external WLAN signals and Internet TV streaming</p>	1

BODY OPTIONAL EQUIPMENT

PART NO.	TV / RADIO / PHONE	ADDITIONAL WEIGHT IN KG
24-555-D0-1	Navigation system (with motorhome software and 10" touchscreen, integrated radio with DAB+ and hands-free module for telephone with Bluetooth)	4
24-556-D0-1	High-end sound system calibrated for vehicle acoustics and for the specific vehicle. Consisting of: - 3-way "driver's cab" sound system (2 x soft dome tweeters, 2 x midrange drivers, 2 x low midrange drivers) - 2-way living room system (2 x soft dome tweeters, 2 x midrange drivers) - Performance rear system - Bass reflex subwoofer - High-power, 7-channel DSP amplifier	25
24-556-D0-2	Acoustic package for rear bedroom (2 x 2-way speaker system and 4-channel amplifier for sound optimisation of LED flat screen)	20
24-521-D0	Socket combination, 230 V / 12 V / antenna, in double floor with floor routing, position: In external storage compartment, right side in the direction of travel (for optional external TV connection) (sat output)	1

STANDARD EQUIPMENT

CREDO

CARVER

CHARISMA

BODY OPTIONAL EQUIPMENT

PART NO.	WATER / GAS / HEATING / BATHROOM	ADDITIONAL WEIGHT IN KG
24-424-D0	External shower in the garage (driver's side)	2
24-617-D0	SOG comfort toilet ventilation with activated carbon filter for fixed tank (extraction at toilet bowl)	1
24-582-D0	Gas alarm for monitoring the living room (carbon monoxide, propane, butane, paralysing gas, KO gas)	2
24-443-D0	External gas socket on the passenger's side (BBQ point)	1
24-151-D0	Gas tank 120 l with gas prefilter, secondary gas filling point, crash sensor and fill level indicator in the control panel display, including skirting panel flap (including gas tank filling) (not in combination with part no. 24-052-DA)	104
24-575-D0	2400 W roof air conditioning with 1700 W heating element (total vehicle height plus 130 mm) ³	34
24-153-D0	Hybrid heating system (5.2 kW Webasto diesel heater coupled with Alde hot water heater)	10
24-153-D0-1	Sensotherm cockpit heating The heating circuit of the Iveco Daily is integrated into the Charisma heating system. The vehicle blower keeps the windscreen free of condensate even when it is parked.	5
24-419-D0-1	Bedroom / garage heating circuit can be thermally regulated	7
24-418-D0	6 l Alde-Flow additional hot water boiler	8
24-611-D0	Glazed glass door for partitioning of the toilet	12
24-619-D0	Mirrored cabinet in- and outside	1
24-612-D0	Shower fittings with rain forest shower and hand shower with wall mount	2
24-440-D0	Elimination of gas storage compartment for two gas bottles (only in combination with part no. 24-151-D0)	0
24-528-D0	Electric drain valves for grey and black water tank incl. camera	6
24-428-D0	Water filter system Carawater Filtradoc L	3
24-437-D0-1	Wastewater tank flushing system	3

³ If not ordered otherwise, the roof air conditioning is installed in the living room.

BODY OPTIONAL EQUIPMENT

PART NO.	UPHOLSTERY FABRIC / LEATHER / CARPET		ADDITIONAL WEIGHT IN KG
24-700-D0-1	"Maxwell" textile / microfibre upholstery including colour-coordinated window decoration	Series	0
24-700-D0-2	"Luciano" textile / microfibre upholstery including colour-coordinated window decoration	Series	0
24-700-D0-7	"Samra" textile / microfibre upholstery including colour-coordinated window decoration	Series	0
24-700-D0-8	"Platino" textile / microfibre upholstery including colour-coordinated window decoration	Series	0
24-700-D0-3	"Vanilla" leather upholstery including colour-coordinated window decoration and colour-coordinated Concorde collection		25
24-700-D0-4	"Cream-Beige" leather upholstery including colour-coordinated window decoration and colour-coordinated Concorde collection		25
24-700-D0-5	"Savannah" leather upholstery including colour-coordinated window decoration and colour-coordinated Concorde collection		25
24-700-D0-6	"Coco" leather upholstery including colour-coordinated window decoration and colour-coordinated Concorde collection		25
24-721-D0-1	Concorde collection: 2 x small pillows, 2 x big pillows, 2 x blankets		5
24-471-D0-1	Soft-Walk floor covering with slate look (recommended for Jatoba Brilliant furniture)	Free of charge	0
24-471-D0-2	Soft-Walk floor covering in yacht-style (recommended for furnishings in Ebano silver and Atlas cedar)	Series	0
24-730-D0-1	Living room carpet linked and removable, colour: Novus light beige		10
24-730-D0-2	Living room carpet linked and removable, colour: Novus silver-grey		10

STANDARD EQUIPMENT

CREDO

CARVER

CHARISMA

Concorde uses only the highest-quality fabrics and leather with a special dirt-repellent coating.

The mass in running order contains: The dry weight of the standard equipment including the driver (75 kg), filled series fuel tank, 100 l of fresh water, 1 x filled 11 kg steel gas bottle, vehicle tool kit. The empty weight and dimensions can change if special equipment and accessories are installed. All dimension and weight specifications correspond to the state of knowledge at the time of printing. Deviations of +/- 5% are possible and permissible.



Concorde

REISEMOBILE AUS LEIDENSCHAFT

Presented by your Concorde dealer:



Concorde Reisemobile GmbH
Concorde-Straße 2-4 · D-96132 Schlüsselfeld-Aschbach (Germany)
Phone +49 (0) 9555 9225-0 · Fax +49 (0) 9555 9225-44
Internet: www.concorde.eu · E-mail: info@concorde.eu

Technical modifications reserved provided that the overall product quality remains the same or is improved and the intended purpose is not impaired. On publication of this technical information, all previous are rendered invalid. Subject to change without notice, errors excepted.

EN_Credo / Carver / Charisma_Version: 10/2023