

EN



Concorde

REISEMOBILE AUS LEIDENSCHAFT



CRUISER
UP TO 12 T

TECHNICAL INFORMATION 1-2024





INDEX

STANDARD EQUIPMENT 4

CRUISER DAILY TECHNICAL DATA 10
SPECIAL EQUIPMENT 12

CRUISER ATEGO TECHNICAL DATA 24
SPECIAL EQUIPMENT 26

STANDARD EQUIPMENT

CHASSIS	IVECO DAILY 65C	MERCEDES ATEGO
Turbo diesel engine with rear drive and twin tyres	•	•
Electronically regulated common rail direct injection	•	–
6-gear transmission	•	–
Automated 8-gear transmission	–	•
Traction control system (TCS)	•	•
Tyres	225/75R16	285 / 70R19,5
Rear axle tyres with traction pattern (mud and snow label, Daily with Four Season tyres)	•	•
Disk brakes on the front and rear axle	•	•
Hydraulic brake system	•	–
Dual circuit air brakes	–	•
Electronically regulated anti-lock braking system (ABS)	•	•
Engine brake	–	•
Electrical preparation of trailer coupling	•	•
Active Brake Assist (emergency brake assistant) with lane assistant	–	•
Brake system with EVB engine brake system (increased braking efficiency)	–	•
Cruise control	•	•
Side windows in driver's cabin electrically operated	•	•
14 V / 220 A alternator including 50 A charger converter (for charging the body battery)	•	–
Reinforced 28 V / 150 A alternator including 2 x 45 A charger converter (for charging the body batteries)	–	•
Fuel tank	90 l	180 l
Driver's cabin air conditioning	Optional	•
Daytime running lights	•	•
Halogen main headlights	•	•
Vehicle rear with LED rear lights	•	•
Outer mirrors with wide angle mirror, electronically heated and adjustable	Optional	•
Front bumper in driver's cabin colour	Optional	•
Central locking system for driver's cabin	•	•
Height and tilt of steering wheel adjustable	•	•
Warning triangle, first aid kit, warning light and wheel chock	•	•
Breakdown kit (fuse box and two safety vests)	•	•
Electronic stability program (ESP)	Optional	•
Traction Plus with uphill drive assistant	•	–
Front and rear axle air suspension with "raising and lowering" function	–	•

STANDARD EQUIPMENT

BODY	CRUISER IVECO	CRUISER MERCEDES
Double-glazed, smoky tinted plastic windows in living room, can be slid open or closed, with pleated shade and fly screen	•	•
Highly-stable, durable Solidtherm aluminium laminate design	•	•
Fully-insulated wall connection technology free from thermal bridges with highly-compacted PU solid profiles	•	•
40 mm wall thickness, of which 38 mm is closed-cell RTM rigid foam	•	•
Walls, roof and underside in high-quality aluminium, both inside and out, in sandwich design	•	•
Smooth outer area, white stove-enamelled	•	•
Fully accessible roof on either side of the roof lights	•	•
Aluminium rooftop moulding	•	•
Side coverings made of highly-stable, corrosion-free and non-decomposable fibreglass composite material	•	•
Fibreglass rear wall in sandwich design with PU foam core	•	•
Fibreglass rear bumper, separately exchangeable	•	•
Heated double floor, approx. 420 mm high, accessible at side through outer flaps	•	–
Heated double floor, approx. 470 mm high, accessible at side through outer flaps	–	•
Heavy-duty rollers at the rear	•	•
Storage space flaps with cast aluminium hinges and low-maintenance, high-quality needle felt on the inside, thermally separated frame	•	•
Sandwich under and in-between floor with 40 mm or 30 mm thick RTM foam, total floor insulation 70 mm	•	•
Rear axle wheelhouse in fully-insulated sandwich design	–	•
Wheel houses in fully insulated GRP design	•	–
Illuminated rear garage with right garage doors and lashing rails	•	–
Illuminated rear garage with left and right garage doors and lashing rails	Optional	•
Inside illuminated entrance step, heated	•	•
External electric retractable entrance step with safety switch and lighting	•	•
Entrance door with window	•	•
"Security Plus" entry door with combination safety lock, remote control and key emergency switch, "Interstop" door protection	Optional	•
Fly screen for entrance door	•	•
Comfort seats in driver's cabin in Iveco/Mercedes original fabric, two-way adjustment	•	•
Rear garage floor with rippled aluminium plate cladding	•	•

STANDARD EQUIPMENT

LIVING ROOM / BEDROOM	CRUISER IVECO	CRUISER MERCEDES
Furniture flaps and doors:		
- Ebano Silver (foiling on both sides) with handle bars in stainless steel look on the furniture flaps	•	•
Colour-coordinated, high-quality felt coverings for walls and ceiling	•	–
High-quality microfibre covering for walls and ceiling	Optional	•
Soft-Walk floor covering in yacht-style	•	•
Ergonomic sitting area, high-quality textile / microfibre upholstery with zips	•	•
High-quality roman blinds	•	–
High-quality sliding curtains	–	•
Roomy wardrobe with LED lighting	•	•
Rear bed with slat frame and comfortable cold-foam mattress	•	–
Rear bed with spring base, adjustable headrest and comfortable cold-foam mattress	Optional	•
Insulated sliding door to the driver's cabin, lockable on the living room side	•	•
Midi-Heki with fly screen and pleated shade in living room ¹	•	–
Double-glazed panorama skylight (Heki 3) with lighting in living room, fly screen and pleated shade ¹	Optional	•
Mini-Heki with fly screen and pleated shade in bedroom ¹	•	•
High-quality living room table	•	•
Cabinet with removable shelves including matching assortment of glasses, with LED lighting	•	•
LED spots	•	–
Light canopies with LED spotlights and indirect lighting with a high-quality artificial leather covering	–	•
Stable metal handle for boarding assistance	•	•
2 x 230 V sockets (1 x living room and 1 x bedroom)	•	–
2 x double USB ports and 3 x 230 V sockets (1 x living room and 2 x bedroom)	–	•

ALCOVE	CRUISER IVECO DAILY	CRUISER MERCEDES ATEGO
Bed surface (mm)	2050 x 1480	2100 x 1500
Bed surface of single beds, lengthwise (mm)	2 x 2000 x 830	2 x 2000 x 1060
Height above bed (mm)	800	700
Comfortable cold-foam mattress with slat frame	•	•
Tinted double-glazed windows, lift or slide opening, with fly screen and pleated shade blind	•	•
Mini-Heki with fly screen and pleated shade ¹	•	•
Storage console with LED spots	•	•
Driver's cabin curtains	•	•
Access ladder, fall protection with bayonet safety belts (not 791 RL, 890 RRL, 890 RLA)	•	•
Pull-out stairs to the alcove single beds (791 RL, 890 RRL, 890 RLA only)	•	•

¹ The position of the skylight is determined after taking into account all roof constructions.

STANDARD EQUIPMENT

KITCHEN	CRUISER IVECO	CRUISER MERCEDES
Kitchen area with splashguard	•	•
Mineral kitchen worktop in lightweight construction with stainless steel sink, colour: Brilliant white	•	–
Mineral kitchen worktop with seamlessly shaped sink with half sink. Colour: Achat white	Optional	•
Stainless steel 3-flame hob with automatic ignition and glass cover	•	•
Chrome single-lever mixer tap	•	•
177 l refrigerator with separate freezer, AES (12 V / 230 V automatic and manual energy selection / gas)	•	–
177 l refrigerator with separate freezer, AES (12 V / 230 V automatic and manual energy selection / gas), oven combination	Optional	•
Shelves with Servo-Soft compartment	•	•
Integrated cutlery drawer	•	•
Mini-Heki ¹	•	–
LED light strip under the wall cupboards	•	•
Integrated garbage system in the lower kitchen cabinet	•	•
2 x 230 V sockets	•	–
3 x 230 V sockets	–	•
Kitchen apothecary cabinet for storing kitchen utensils (model-dependent)	•	•
Exclusive kitchen corner cabinet for a Nespresso machine, lowerable	–	•
Storage area suitable for a Nespresso machine	•	–

BATHROOM

Single-lever mixer tap with chrome look on washstand	•	–
High-quality design chrome single-lever mixer tap on washstand	–	•
Plexicor composite washstand panel with seamless sunken sink, colour: Arctic white	•	–
Mineral composite washstand panel with seamless sunken sink, colour: Carrara Bianco	–	•
Separate shower with real glass doors including removable clothes rail	•	•
Shower fittings with wall bar and height-adjustable shower head	•	•
Porcelain toilet with approx. 230 l fixed tank	•	–
Porcelain toilet with approx. 300 l fixed tank	–	•
Bathroom furnishings with toilet paper holder, toilet brush, liquid soap dispenser, shower hook and holder, toothbrush glasses	•	•
Bathroom window	Optional	•
Mini-Heki with fly screen and pleated shade ¹	•	•
Lighting with LED spots	•	•
Wardrobe with lighting	•	•
Dressing mirror	•	•
Spacious mirror cabinet with shelves	•	•
1 x 230 V socket	•	•

¹ The position of the skylight is determined after taking into account all roof constructions.

STANDARD EQUIPMENT

WATER / GAS / HEATING	CRUISER IVECO	CRUISER MERCEDES
Gas bottle compartment for 2 x 11 kg gas bottles	•	•
Gas controller with crash sensor and automatic bottle changeover	•	•
Household siphons	•	•
Fresh water and wastewater tank, approx. 230 l each in heated double floor	•	–
Fresh water tank approx. 400 l and wastewater tank approx. 300 l located in heated double floor	–	•
Easy wastewater tank cleaning with drain tap in the heated double floor	•	•
External cleaning opening on all tanks, accessible from living room	•	–
Wastewater drain hose with quick-lock coupling	•	•
Automatic central pressure water pump with filter system	•	•
5500 W Alde hot water gas central heater, with thermostatic control and timer, 230 V / 3000 W electrical heating cartridge, non-return valve with integrated hot water boiler for supplying all tapping points	•	•
4-zone room heating, manually controllable (living room, bathroom, bedroom and garage)	Optional	•
2-zone underfloor heating, manually controllable (living room, bathroom)	Optional	•
Towel radiator in bathroom with room thermostat (890 RRL series)	Optional	•
Engine heat exchanger that uses the engine's cooling water to heat the living room	Optional	•

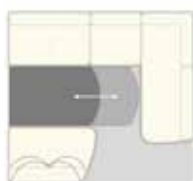
ELECTRONICS / TV / RADIO

Gel battery, 1 x 170 Ah	•	–
Gel battery, 2 x 170 Ah	Optional	•
Battery monitoring system with deep discharge protection	Optional	•
230 V CEE connection in the storage area with cable routing through vehicle floor	•	•
FI personal protection device	•	•
Automatic charger with electronic control and battery temperature sensor, maximum charge current 25 A	•	–
Inverter from 12 V to 230 V sine wave 600 W with mains priority circuit	•	–
Combination charger with an inverter from 12 V to 230 V sine, 3000 W peak and 1600 W continuous power with electronic control and mains priority circuit, maximum charging current 60 A	Optional	•
Disconnection of vehicle electrical system by undervoltage with automatic restarting function	•	•
Radio prearrangement with speakers in driver's cabin and VHF / DAB antenna	•	–
Radio in driver's cabin with CD, MP3 and USB connection, 2-way speaker system, DAB+	Optional	•
1 x 230 V socket on the electric generator in the in-between floor	•	•
LED lighting in interior	•	•
Service friendly access to on-board electronics with perforated plate housing in rear garage	•	•
Automatic refrigerator switchover when the engine is not running from 12 V to gas / 230 V (with land connection)	•	•
Automatic charging of body and vehicle battery, charge retention in the event of external power connection and while travelling	•	•
Circuit breaker for body battery	•	•
Automatic disconnection and connection of body and vehicle battery	•	•
LED lighting for rear garage	•	•

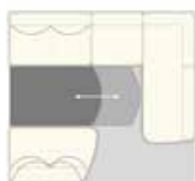
STANDARD EQUIPMENT

ON-BOARD ELECTRONICS	CRUISER IVECO	CRUISER MERCEDES
State-of-the-art micro-processor-controlled on-board electronics with BUS technology (binary unit system)	•	•
Central regulation and control panel with 4.8" colour display	•	–
Central regulation and control panel with 7" colour touch screen display	–	•
Buttons for switching on and off the following devices:		
- Panel	•	•
- Lighting	•	•
- Water pump	•	•
- Heating	•	•
- Operation via touch screen	–	•
LCD display field for monitoring:		
- Fresh water tank (fill level in %)	•	•
- Wastewater tank (fill level in %)	•	•
- Septic tank (fill level in %)	•	•
- Battery voltage of the vehicle and body battery	•	•
- Charging and discharging current	•	–
- Indoor and outdoor temperature	•	•
- External current supply	•	•
- Gas fill level (only in combination with gas tank)	–	•
- Date and time with alarm function	•	•
Alarm equipment for:		
- Wastewater tank full	•	•
- Fresh water tank empty	•	•
- Septic tank full	•	•
- Battery undervoltage	•	•
- Reserve gas bottle in use	•	•
- Extended entrance step	•	•
Battery computer:		
- Body battery capacity indicator	–	•
- Charging and discharging current	–	•

TECHNICAL SPECIFICATIONS



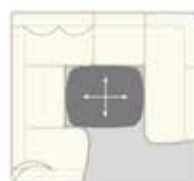
Standard seating area
(891 L)



Standard seating group with
two additional lap belts
(891 L)



Round seating area
(891 LR)



Round seating group with
one additional lap belt
(891 LR)



Round seating group with two
additional three-point belts
(791 RL)



Round seating group with
two additional lap belts
(890 RRL)



CRUISER 791 RL

BASIC VEHICLE	Iveco Daily
CHASSIS TYPE	65C18
ENGINE (Euro VI e)	4-cylinder
ENGINE CAPACITY	3.0 l
OUTPUT	129 kW (175 hp)
TORQUE	430 Nm
OVERALL LENGTH (mm)	7990
OVERALL WIDTH (mm)	2380
OVERALL HEIGHT (mm)	3550
WHEEL BASE (mm)	4350
GROSS VEHICLE WEIGHT RATIO (kg)	6500
MASS IN RUNNING ORDER (kg)	4870
PAYLOAD (kg)	1630
TRAILER LOAD (kg)	3500
SEATS WITH THREE-POINT BELT IN STANDARD SEATING GROUP / ROUND SEATING GROUP / STANDARD SEATING GROUP WITH LAP BELTS	2 / 4
LEFT SITTING AREA (mm)	—
RIGHT SEAT (mm)	—
SITTING AREA (mm)	2000 / 1600
REAR BED (mm)	—
ALCOVE BED DIMENSIONS (mm)	2 x 2000 / 830
HEIGHT ABOVE ALCOVE MATTRESS (mm)	800
RIGHT GARAGE DOOR, H / W (mm)	1070 / 1150
LEFT GARAGE DOOR (OPTIONAL), H / W (mm)	1020 / 680



CRUISER 890 RRL

CRUISER 891 L/LR

Iveco Daily	Iveco Daily
70C18	70C18
4-cylinder	4-cylinder
3.0 l	3.0 l
129 kW (175 hp)	129 kW (175 hp)
430 Nm	430 Nm
8990	8990
2380	2380
3550	3550
5100	5100
7000	7000
5130	5130
1870	1870
3500	3500
2 / 4 ¹	4 / 5 ¹ / 6 ¹
–	1960
–	1340
2000 / 1350 / 1950	–
–	2 x 2000 / 850
2 x 2000 / 830	2050 / 1480
800	800
1070 / 1150	1250 / 1150
1070 / 680	1250 / 800

¹ 2 x lap belts in the seat against the driving direction
For additional information on dimensions and weight units, see page 23.

SPECIAL CHASSIS EQUIPMENT

PART NO.	IVECO DAILY CHASSIS	ADDITIONAL WEIGHT IN KG
24-170-AA-1	Chassis package 65C Gross vehicle weight ratio 7,200 kg, (trailer load max. 3,300 kg) Differential lock for rear axle Air suspension on the rear axle with the function "lifting and lowering" ESP and hill holder Driver's cab air conditioning	70
24-170-AA-2	Chassis package 70C (only in combination with part no. 24-011-AA-1) Gross vehicle weight ratio 7,490 kg, (trailer load max. 3,000 kg) Differential lock for rear axle Air suspension on the rear axle with the function "lifting and lowering" ESP and hill holder Driver's cab air conditioning	70
24-149-AA-1	Gross vehicle weight ratio 7,200 kg, gross vehicle weight (for chassis version 65C) (trailer load max. 3,300 kg)	0
24-149-AA-2	Gross vehicle weight ratio 7,490 kg, gross vehicle weight (for chassis version 70C) (trailer load max. 3,000 kg)	0
24-011-AA-1	Chassis version Iveco Daily 70C (7,000 kg gross vehicle weight)	30
24-020-AA-1	Engine version 1 Iveco Daily C21 (Euro VI e), displacement 3.0 l, 152 kW (207 hp), torque 470 Nm (only in combination with part no. 24-030-AA)	37
24-030-AA	ZF converter automatic transmission	20
24-012-AA	Differential lock for rear axle	15

SPECIAL CHASSIS EQUIPMENT

PART NO.	IVECO DAILY CHASSIS	ADDITIONAL WEIGHT IN KG
24-021-AA	Telma retarder	124
24-042-AA-3	Comfort and safety package - Adaptive cruise control (ACC) with traffic function - AEBS emergency brake assistant with City-Brake pro - Active lane departure warning system with buzzer - Rain/light sensor	20
24-052-AA	Active tyre pressure monitoring system (not in combination with part no. 24-151-A0)	2
24-131-AA-1	Trailer coupling with max. 3,500 kg trailer load (can only be delivered if mounted at the factory)	29
24-131-AA-2	Trailer coupling with removable ball head (trailer load max. 2,500 kg) (can only be delivered if mounted at the factory)	33
24-140-AA	Air suspension on the rear axle with the function "lifting and lowering"	25
24-152-AA	Hydraulic supporting jacks with automatic levelling	100
24-530-AA	Full LED low and high beams with LED daytime running lights	1
24-053-AA	Spare wheel with steel rim under the lowered rear of the rear garage	55
24-142-AA	Stainless steel wheel covers	5
24-141-AA-1	16" anthracite / glossy silver light alloy wheels, front axle with wheel spacers, rear axle wheel covers (only in combination with part no. 24-169-AA)	-3
24-141-AA-2	16" black / matt silver light alloy wheels, front axle with wheel spacers, rear axle wheel covers (only in combination with part no. 24-169-AA)	-3
24-169-AA	Front bumper and side skirts in driver's cabin colour	4
24-216-AA	Electrically adjustable and heatable outer mirror	3
24-311-AA	Multi-function steering wheel in leather	1
24-060-AA	Driver's cabin air conditioning	30
24-380-AA	Luxury seats for driver and front passenger with armrest in original Iveco fabric, with hydraulic suspension and seat heating	20
24-164-AA	Dual-tone compressed air horn	3
24-910-AA	Commitment charge including full series fuel tank and Adblue tank	0

STANDARD EQUIPMENT

CRUISER IVECO

CRUISER MB ATEGO

SPECIAL CHASSIS EQUIPMENT

PART NO.	BODY	ADDITIONAL WEIGHT IN KG
24-950-A0-1	<p>Ambience Style package Atlas cedar</p> <p>Furnishings in Atlas cedar with roof cabinet fronts in Atlas cedar and handle bars in stainless steel look</p> <p>External decor in "Centurion Style" including decals</p> <p>Windows with tinting in privacy black</p> <p>Colour-coordinated, high-quality microfibre coverings for walls and ceiling</p> <p>Blinds in living room with wood look</p> <p>Ambience lighting</p> <ul style="list-style-type: none"> - Overhead compartments in living room - Trays underneath the overhead compartments in living room - Lower kitchen cupboard <p>Soft-Walk floor covering in yacht-style</p>	17
24-950-A0-2	<p>Ambience Style package Atlas cedar</p> <p>Furnishings in Atlas cedar with roof cabinet fronts in "high gloss"</p> <p>Senosan cream white and handle bars in stainless steel look</p> <p>External decor in "Centurion Style" including decals</p> <p>Windows with tinting in privacy black</p> <p>Colour-coordinated, high-quality microfibre coverings for walls and ceiling</p> <p>Blinds in living room with wood look</p> <p>Ambience lighting</p> <ul style="list-style-type: none"> - Overhead compartments in living room - Trays underneath the overhead compartments in living room - Lower kitchen cupboard <p>Soft-Walk floor covering in yacht-style</p>	17

SPECIAL EQUIPMENT BODY

PART NO.	BODY	ADDITIONAL WEIGHT IN KG
24-950-A0-3	<p>Ambience Style package Atlas cedar</p> <p>Furnishings in Atlas cedar with roof cabinet fronts in "high gloss" Senosan creme white and Atlas cedar colour combination with handle bars in stainless steel look External decor in "Centurion Style" including decals Windows with tinting in privacy black Colour-coordinated, high-quality microfibre coverings for walls and ceiling Blinds in living room with wood look Ambience lighting</p> <ul style="list-style-type: none"> - Overhead compartments in living room - Trays underneath the overhead compartments in living room - Lower kitchen cupboard <p>Soft-Walk floor covering in yacht-style</p>	17
24-950-A0-4	<p>Ambience Style package Atlas cedar</p> <p>Furnishings in Jatoba Brilliant with roof cabinet fronts in Jatoba Brilliant and handle bars in stainless steel look External decor in "Centurion Style" including decals Windows with tinting in privacy black Colour-coordinated, high-quality microfibre coverings for walls and ceiling Blinds in living room with wood look Ambience lighting</p> <ul style="list-style-type: none"> - Overhead compartments in living room - Trays underneath the overhead compartments in living room - Lower kitchen cupboard <p>Soft-Walk floor covering in yacht-style</p>	17

STANDARD EQUIPMENT

CRUISER IVECO

CRUISER MB ATEGO

SPECIAL EQUIPMENT BODY

PART NO.	BODY	ADDITIONAL WEIGHT IN KG
24-950-A0-5	<p>Ambience Style package Atlas cedar</p> <p>Furnishings in Jatoba Brilliant with roof cabinet fronts in "high gloss" Senosan cream white and handle bars in stainless steel look External decor in "Centurion Style" including decals Windows with tinting in privacy black Colour-coordinated, high-quality microfibre coverings for walls and ceiling Blinds in living room with wood look Ambience lighting</p> <ul style="list-style-type: none"> - Overhead compartments in living room - Trays underneath the overhead compartments in living room - Lower kitchen cupboard <p>Soft-Walk floor covering in yacht-style</p>	17
24-950-A0-6	<p>Ambience Style package Atlas cedar</p> <p>Furnishings in Jatoba Brilliant with roof cabinet fronts in "high gloss" Senosan creme white and Jatoba Brilliant colour combination with handle bars in stainless steel look External decor in "Centurion Style" including decals Windows with tinting in privacy black Colour-coordinated, high-quality microfibre coverings for walls and ceiling Blinds in living room with wood look Ambience lighting</p> <ul style="list-style-type: none"> - Overhead compartments in living room - Trays underneath the overhead compartments in living room - Lower kitchen cupboard <p>Soft-Walk floor covering in yacht-style</p>	17
24-218-A0	External decor in "Centurion Style" including decals	1
24-211-A0-1	"Security Plus" entry door with combination safety lock, remote control via ignition key and key emergency switch, "Interstop" door protection	0
24-217-A0-1	Left garage door 1020 x 680 mm (791 RL) / 1070 x 680 mm (890 RRL)	5
24-217-A0-2	Left garage door 1250 x 800 mm (891 L / LR)	5
24-481-A0	Additional rigging bar in garage at the height of living room floor	3
24-481-A0-2	Lashing system with airline rails and 4 lashing rings embedded in rear garage floor	4

SPECIAL EQUIPMENT BODY

PART NO.	BODY	ADDITIONAL WEIGHT IN KG
24-217-A0	Central locking system for storage space flaps with electric opening via sensor, Storage space flaps with gas pressure springs and without recessed grips (without skirting flaps, gas locker door)	5
24-232-A0-1	5.5 m side wall awning, mechanical (791 RL only)	54
24-232-A0-2	5.5 m side wall awning, electric (791 RL only)	58
24-232-A0-3	6.0 m side wall awning, mechanical	62
24-232-A0-4	6.0 m side wall awning, electric	66
24-532-A0	LED side wall lighting beneath the awning	2
24-531-A0	LED rear wall lighting	2
24-542-A0-1	LED lighting for storage areas in the double floor	1
24-213-A0	Windows with tinting in privacy black	0

LIVING ROOM / BEDROOM

24-605-A0-1	Overhead locker furniture front panels in "high gloss" Senosan cream white with handle bars in stainless steel look	8
24-605-A0-2	Overhead locker furniture front panels in the "high gloss" Senosan cream white and Ebano silver colour combination with handles in stainless steel look	8
24-600-A0-1	Furnishings in Jatoba Brilliant with overhead locker furniture front panels in Jatoba Brilliant with handle bars in stainless steel look	8
24-600-A0-2	Furnishings in Jatoba Brilliant with overhead locker furniture front panels in "high gloss" Senosan cream white with handle bars in stainless steel look	8
24-600-A0-3	Furnishings in Jatoba Brilliant with overhead locker furniture front panels in the "high gloss" Senosan cream white and Jatoba Brilliant colour combination with handle bars in stainless steel look	8
24-600-A0-4	Furnishings in Atlas cedar with overhead locker furniture front panels in Atlas cedar with handle bars in stainless steel look	8
24-600-A0-5	Furnishings in Atlas cedar with overhead locker furniture front panels in "high gloss" Senosan cream white with handle bars in stainless steel look	8
24-600-A0-6	Furnishings in Atlas cedar with overhead locker furniture front panels in the "high gloss" Senosan cream white and Atlas cedar colour combination with handle bars in stainless steel look	8
24-219-A0	Colour-coordinated, high-quality microfibre coverings for walls and ceiling	0
24-772-A0	Blinds in living room with wood look	5
24-686-A0-1	1 x additional lap belt in the seat against the driving direction (including 5-person approval, only for round seating area)	25
24-686-A0-2	2 x additional lap belts in the seat against the driving direction (including 6-person approval, only for standard sitting area)	55

¹ The position of the skylight is determined after taking into account all roof constructions.

SPECIAL EQUIPMENT BODY

PART NO.	LIVING ROOM / BEDROOM	ADDITIONAL WEIGHT IN KG
24-686-A0-3	2 x lap belts in the seat against the driving direction (including 4-person approval, for 890 RRL)	30
24-686-A0-4	2 x three-point belts in round seating area facing the direction of travel (including 4-person approval, for 791 RL)	40
24-689-A0-1	Lowerable table with upholstered table cover (round seating area only)	8
24-689-A0-2	Extendible table (round seating area only)	4
24-689-A0-3	Pull-out and lowerable table with upholstered table cover (round seating area only)	10
24-231-A0-1	Midi-Heki instead of Mini-Heki (living room) ¹	6
24-231-A0-2	Midi-Heki instead of Mini-Heki (alcove) ¹	6
24-231-A0-3	Panorama skylight (Heki 3) instead of Midi-Heki (living room) ¹	13
24-231-A0-4	Panorama skylight (Heki 3) instead of Mini-Heki (bedroom) ¹	19
24-231-A0-5	Panorama skylight (Heki 3) instead of Mini-Heki (alcove) ¹	19
24-231-A0-8	Electric drive kit for Midi-Heki incl. rain sensor, remote control, operation via app and automatic closing when the vehicle is started	1
24-231-A0-7	Electric drive kit for panorama skylight incl. rain sensor, remote control, operation via app and automatic closing when the vehicle is started	1
24-652-A0-3	Alcove bed with spring base and adjustable headrest (transverse bed)	6
24-652-A0-4	Alcove bed with spring base and adjustable headrest (twin bed)	6
24-652-A0-2	Rear bed with spring base and adjustable headrest (twin bed)	6
24-540-A0	Ambience lighting Indirect lighting with LED light band for: - Overhead compartments in living room - Trays underneath the overhead compartments in living room - Lower kitchen cupboard	3
KITCHEN		
24-622-A0-1	Mineral kitchen worktop with seamless sunken sink. Stainless steel 3-flame hob with automatic ignition and glass cover and glass inlay, colour: marble white (791 RL, 890 RRL)	20
24-622-A0-2	Mineral kitchen worktop with seamless sunken sink. Stainless steel 3-flame hob with automatic ignition and glass cover and glass inlay, colour: marble white (891 L / LR)	20
24-630-A0	177 l refrigerator / oven combination instead of standard 177 l refrigerator	23
24-630-A0-1	177 l refrigerator / microwave combination instead of standard 177 l refrigerator	23
24-630-A0-2	177 l compressor refrigerator	0
24-630-A0-3	177 l compressor refrigerator / microwave combination	23
24-231-A0-6	Roof ventilator with ventilation and aeration ¹	4

¹ The position of the skylight is determined after taking into account all roof constructions.

SPECIAL EQUIPMENT BODY

PART NO.	ELECTRONICS	ADDITIONAL WEIGHT IN KG
24-511-A0-1	Electronic power package I 1 x 170 Ah additional gel battery (total of 2 batteries), combination charger 60 A, sine wave inverter from 12 V to 230 V, 3000 W peak and 1600 W continuous output with network compensator	68
24-511-A0-2	Electronic power package II 2 x 170 Ah additional gel batteries (total of 3 batteries), combination charger 100 A, sine wave inverter from 12 V to 230 V, 3900 W peak and 2600 W continuous output with network compensator	125
24-511-A0-3	Electronic power package "Ultra Power" 1 x 460 Ah lithium battery (instead of series body batteries), combination charger 150 A, sine wave inverter from 12 V to 230 V, 6000 W peak and 3000 W continuous output with network compensator	11
24-511-A0-4	Charging current package for body batteries Charger converter 90 A The optional air conditioning for living room can be used whilst driving, power supply through the inverter Switch-off of air conditioning through inverter when battery capacity reaches 5% (only in combination with part no. 24-511-A0-2 or 24-511-A0-3)	6
24-581-A0	Alarm system with surveillance of the garage doors, the living room door as well as the driver's cabin doors	3
24-560-AA	Double reverse camera with shutter (only in combination with part no. 24-555-AA-3)	4
24-570-A0-2	Solar panels with approx. 560 W maximum power	30
24-150-A0	2700 W gas generator, permanently installed (only in combination with gas tank)	50
24-521-A0-1	2 x 230 V sockets and floor inlet into the rear garage	1

STANDARD EQUIPMENT

CRUISER IVECO

CRUISER MB ATEGO

SPECIAL EQUIPMENT BODY

PART NO.	TV / RADIO / PHONE	ADDITIONAL WEIGHT IN KG
24-550-A0-1	<p>Satellite TV system with 24" Full HD LED Smart TV in entrance area (891 L / LR)</p> <p>Satellite TV system with 85 cm mirror, fully automatic alignment, multiple-subscriber configuration by means of TWIN-LNB, connection for second receiver with 12 V and antenna socket in bedroom, audio supplied via radio system (total vehicle height plus approx. 100 mm)</p>	38
24-550-A0-2	<p>Satellite TV system with 24" Full HD LED Smart TV, round seating area to the right on sideboard (791 RL)</p> <p>Satellite TV system with 85 cm mirror, fully automatic alignment, multiple-subscriber configuration by means of TWIN-LNB, connection for second receiver with 12 V and antenna socket in bedroom, audio supplied via radio system (total vehicle height plus approx. 100 mm)</p>	38
24-550-A0-3	<p>Satellite TV system with 32" Full HD LED Smart TV, rear right (890 RRL)</p> <p>Satellite TV system with 85 cm mirror, fully automatic alignment, multiple-subscriber configuration by means of TWIN-LNB, connection for second receiver with 12 V and antenna socket in bedroom, audio supplied via radio system (total vehicle height plus approx. 100 mm)</p>	45
24-551-A0	DVB-T2 antenna for receiving terrestrial television (for two TV devices)	2
24-552-A0-1	24" Full HD LED Smart TV for rear sleeping compartment with integrated TV tuner (891 L/LR)	15
24-552-A0-2	24" Full HD LED Smart TV for Alcove twin bed with integrated TV tuner (791 RL, 890 RRL)	15

SPECIAL EQUIPMENT BODY

PART NO.	TV / RADIO / PHONE	ADDITIONAL WEIGHT IN KG
24-557-A0	LTE WLAN router for amplifying external WLAN signals and Internet TV streaming	1
24-555-A0-1	Radio in living room with Bluetooth, MP3 and USB port, sound system with bass reflex subwoofer and additional speakers	15
24-555-AA-3	Navigation system (with motorhome software and 8" touchscreen, integrated radio with DAB+ and hands-free module for telephone with Bluetooth)	4
24-556-A0-1	Acoustic package for rear bedroom (not for 791 RL and 890 RRL) (2 x 2-way speaker system and 4-channel amplifier for sound optimisation of LED flat screen)	20
24-556-A0-2	Acoustic package for alcoves (for 791 RL and 890 RRL) (2 x 2-way speaker system, 2 x mid/bass speakers and 4-channel amplifier for sound optimisation of LED flat screen)	20
24-521-A0	Socket combination, 230 V / 12 V / antenna, in double floor with floor routing, position: In external storage compartment, right side in the direction of travel (for optional external TV connection) (sat output)	1

SPECIAL EQUIPMENT BODY

PART NO.	WATER / GAS / HEATING / BATHROOM	ADDITIONAL WEIGHT IN KG
24-424-A0	External shower in the garage (driver's side)	2
24-421-A0-1	Fresh water tank approx. 320 l (instead of 230 l)	8
24-421-A0-2	Freshwater and wastewater tank, approx. 320 l each (instead of approx. 230 l)	16
24-617-A0-2	SOG comfort toilet ventilation with activated carbon filter for fixed tank (extraction at toilet bowl)	1
24-582-A0	Gas alarm for monitoring the living room (carbon monoxide, propane, butane, paralysing gas, KO gas)	2
24-443-A0	External gas socket on the passenger's side (BBQ point)	1
24-151-A0	Gas tank approx. 120 l with gas prefilter, secondary gas filling point, crash sensor and fill level indicator in the control panel display, including skirting panel flap (including gas tank filling) (not in combination with part no. 24-052-AA)	104
24-575-A0	2400 W roof air conditioning with 1700 W heating element (total vehicle height plus approx. 130 mm) ³	34
24-153-A0	Hybrid heating system (5.2 kW Webasto diesel heater coupled with Alde hot water heater) (only in combination with part no. 24-154-A0)	10
24-153-A0-1	Sensotherm cockpit heating The heating circuit of the Atego is integrated into the body heating system. The vehicle blower keeps the windscreen free of condensate even when it is parked.	5
24-154-A0	Engine heat exchanger that uses the engine's cooling water to heat the living room	5
24-475-A0	2-zone floor heating, can be regulated separately (living room, bathroom)	10
24-419-A0	Heating circuit in bedroom / garage can be thermally controlled (891 L / LR)	7
24-419-A0-1	Heating circuit in alcove can be thermally controlled	7
24-414-A0	Towel radiator (890 RRL)	15
24-418-A0	6 l Alde-Flow additional hot water boiler	8
24-213-A0-1	Bathroom window 500 x 500 mm (890 RRL only)	2
24-618-AA	Overhead compartment in bathroom (890 RRL only)	6
24-619-A0	Mirrored cabinet in- and outside	1
24-528-A0	Electric drain valves for grey and black water tank incl. camera	6
24-428-A0	Water filter system Carawater Filtradoc L	3
24-437-A0-1	Wastewater tank flushing system	3

³If not ordered otherwise, the roof air conditioning is installed in the living room.

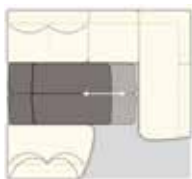
SPECIAL EQUIPMENT BODY

PART NO.	UPHOLSTERY FABRIC / LEATHER / CARPET	PRICE IN EURO INCLUDING 20% VAT	ADDITIONAL WEIGHT IN KG
24-700-A0-1	"Maxwell" textile / microfibre upholstery including colour-coordinated window decoration	Series	0
24-700-A0-2	"Luciano" textile / microfibre upholstery including colour-coordinated window decoration	Series	0
24-700-A0-3	"Samra" textile / microfibre upholstery including colour-coordinated window decoration	Series	0
24-700-A0-10	"Platino" textile / microfibre upholstery including colour-coordinated window decoration	Series	0
24-700-A0-4	"Vanilla" leather upholstery including colour-coordinated window decoration and colour-coordinated Concorde collection		25
24-700-A0-5	"Cream-Beige" leather upholstery including colour-coordinated window decoration and colour-coordinated Concorde collection		25
24-700-A0-6	"Savannah" leather upholstery including colour-coordinated window decoration and colour-coordinated Concorde collection		25
24-700-A0-7	"Coco" leather upholstery including colour-coordinated window decoration and colour-coordinated Concorde collection		25
24-700-A0-8	Original driver's cabin seats covered in living room textile / microfibre instead of the chassis manufacturer's original upholstery		0
24-700-A0-9	Original driver's cabin seats covered in living room leather instead of the chassis manufacturer's original upholstery		5
24-721-A0-1	Concorde collection: 2 x small pillows, 2 x big pillows, 2 x blankets		5
24-471-A0-1	Soft-Walk floor covering with slate look (recommended for Jatoba Brilliant furniture)	Free of charge	0
24-471-A0-2	Soft-Walk floor covering in yacht-style (recommended for furnishings in Ebano silver and Atlas cedar)	Series	0
24-730-A0-1	Living room carpet linked and removable, colour: Novus light beige		10
24-730-A0-2	Living room carpet linked and removable, colour: Novus silver-grey		10

Concorde uses only the highest-quality fabrics and leather with a special dirt-repellent coating.

The mass in running order contains: The dry weight of the standard equipment including the driver (75 kg), filled fuel tank, 100 l of fresh water, 1 x filled 11 kg steel gas bottle, vehicle tool kit. The empty weight and dimensions can change if special equipment and accessories are installed. All dimension and weight specifications correspond to the state of knowledge at the time of printing. Deviations of +/- 5% are possible and permissible.

TECHNICAL SPECIFICATIONS



Standard seating group with two additional lap belts (950 LSA)



Round seating area (950 LSRA)



Round seating group with two additional lap belts (890 RLA)



CRUISER 890 RLA

BASIC VEHICLE	MB Atego
CHASSIS TYPE	1230 L
ENGINE (Euro VI e)	6-cylinder
ENGINE CAPACITY	7,7 l
OUTPUT	220 kW (299 hp)
TORQUE	1200 Nm
OVERALL LENGTH (mm)	8985
OVERALL WIDTH (mm)	2500
OVERALL HEIGHT (mm)	3860
WHEEL BASE (mm)	4460
GROSS VEHICLE WEIGHT RATIO (kg)	11990
MASS IN RUNNING ORDER (kg)	8505
PAYLOAD (kg)	3485
TRAILER LOAD BRAKED (kg)	3000
SEATS WITH THREE-POINT BELT IN STANDARD SEATING GROUP / ROUND SEATING GROUP / STANDARD SEATING GROUP WITH LAP BELTS	2 / 4
LEFT SITTING AREA (mm)	–
RIGHT SEAT (mm)	–
REAR BED (mm)	–
REAR SITTING AREA	2190 / 1350 / 1970
ALCOVE BED DIMENSIONS (mm)	2 x 2000 / 1060
HEIGHT ABOVE ALCOVE MATTRESS (mm)	790
RIGHT GARAGE DOOR, H / W (mm)	1250 / 1150
LEFT GARAGE DOOR, H / W (mm)	1250 / 1150



CRUISER 950 LSA / 950 LSRA

MB Atego
1230 l
6-cylinder
7.7 l
220 kW (299 hp)
1200 Nm
9625
2500
3860
4760
11990
8685
3305
3000
4 / 6
2000
1600
2 x 2000 / 1060
-
2100 / 1550
790
1250 / 1150
1250 / 1150

STANDARD EQUIPMENT

CRUISER IVECO

CRUISER MB ATEGO

SPECIAL CHASSIS EQUIPMENT

PART NO.	MERCEDES BENZ ATEGO CHASSIS	ADDITIONAL WEIGHT IN KG
24-012-GF	Differential lock for rear axle	15
24-131-GF	Trailer coupling with max. 3,000 kg trailer load (can only be delivered if mounted at the factory)	29
24-152-GF-1	Hydraulic supporting jacks with automatic levelling	139
24-021-GF	High performance engine brake	6
24-053-GF	Spare wheel with steel rim and holder on the chassis ²	65
24-142-GF	Stainless steel wheel covers 19.5"	8
24-141-GF	7.50 x 19.5" "Alcoa Dura bright" light alloy wheels with standard tyres	-60
24-142-GF-1	Stainless-steel wheel stud cover ring and hub trim, high-gloss polished (only in combination with light alloy wheels)	5
24-311-GF-1	Original steering wheel in leather with real chrome look	3
24-311-GF-2	Original steering wheel in leather with wood look (only in combination with part no. 24-064-GF-2)	3
24-064-GF-1	Dashboard with aluminium look (chrome decoration in the inside of the driver's cabin)	2
24-064-GF-2	Dashboard with wood look (matt wood decoration in the inside of the driver's cabin)	2
24-380-GF	Comfort driver's cabin seats with air conditioning function	60
24-164-GF	Dual-tone compressed air horn	3
24-910-GF	Commitment charge including full series fuel tank and Adblue tank	0

²Combinations of options which can be attached to the chassis are only available with restrictions. A final confirmation can only be made after a technical test.

SPECIAL EQUIPMENT BODY

PART NO.	BODY	ADDITIONAL WEIGHT IN KG
24-950-G0-1	<p>Ambience Style package</p> <p>Furnishings in Atlas cedar with roof cabinet fronts in Atlas cedar with handle bars in stainless steel look</p> <p>External decor in "Centurion Style" including decals</p> <p>Windows with tinting in privacy black</p> <p>Blinds in living room with wood look</p> <p>Soft-Walk floor covering in yacht-style</p>	14
24-950-G0-2	<p>Ambience Style package</p> <p>Furnishings in Atlas cedar with roof cabinet fronts in "high gloss"</p> <p>Senosan cream white with handle bars in stainless steel look</p> <p>External decor in "Centurion Style" including decals</p> <p>Windows with tinting in privacy black</p> <p>Blinds in living room with wood look</p> <p>Soft-Walk floor covering in yacht-style</p>	14
24-950-G0-3	<p>Ambience Style package</p> <p>Furnishings in Atlas cedar with roof cabinet fronts in "high gloss"</p> <p>Senosan creme white and Atlas cedar colour combination with handle bars in stainless steel look</p> <p>External decor in "Centurion Style" including decals</p> <p>Windows with tinting in privacy black</p> <p>Blinds in living room with wood look</p> <p>Soft-Walk floor covering in yacht-style</p>	14

STANDARD EQUIPMENT

CRUISER IVECO

CRUISER MB ATEGO

SPECIAL EQUIPMENT BODY

PART NO.	BODY	ADDITIONAL WEIGHT IN KG
24-950-G0-4	<p>Ambience Style package</p> <p>Furnishings in Jatoba Brilliant with roof cabinet fronts in Jatoba Brilliant with handle bars in stainless steel look</p> <p>External decor in "Centurion Style" including decals</p> <p>Windows with tinting in privacy black</p> <p>Blinds in living room with wood look</p> <p>Soft-Walk floor covering in yacht-style</p>	14
24-950-G0-5	<p>Ambience Style package</p> <p>Furnishings in Jatoba Brilliant with roof cabinet fronts in "high gloss"</p> <p>Senosan cream white with handle bars in stainless steel look</p> <p>External decor in "Centurion Style" including decals</p> <p>Windows with tinting in privacy black</p> <p>Blinds in living room with wood look</p> <p>Soft-Walk floor covering in yacht-style</p>	14
24-950-G0-6	<p>Ambience Style package</p> <p>Furnishings in Jatoba Brilliant with roof cabinet fronts in "high gloss"</p> <p>Senosan creme white and Jatoba Brilliant colour combination with handle bars in stainless steel look</p> <p>External decor in "Centurion Style" including decals</p> <p>Windows with tinting in privacy black</p> <p>Blinds in living room with wood look</p> <p>Soft-Walk floor covering in yacht-style</p>	14

SPECIAL EQUIPMENT BODY

PART NO.	BODY	ADDITIONAL WEIGHT IN KG
24-218-G0	External decor in "Centurion Style" including decals	1
24-481-G0-1	Additional rigging bar in garage at the height of living room floor	3
24-481-G0-2	Lashing system with airline rails and 4 lashing rings embedded in rear garage floor	4
24-217-G0	Central locking system for storage space flaps with electric opening via sensor (currently not available), Storage space flaps with gas pressure springs and without recessed grips (without skirting flaps, gas locker door)	5
24-232-G0-1	5.5 m electrical roof awning (890 RLA only)	58
24-232-G0	6 m electrical roof awning (950 LSA only)	66
24-532-G0	LED roof lighting - Driver's and passenger's side can be switched and dimmed separately, switching function on the door and dashboard - Rear, switching function on dashboard	3
24-542-G0-1	LED lighting for storage areas in the double floor	1
24-213-G0	Windows with tinting in privacy black	0
24-213-G0-1	Real glass window in living room, double-glazed, tinted and hinged, with pleated shade and fly screen	40

SPECIAL EQUIPMENT BODY

PART NO.	LIVING ROOM / BEDROOM	ADDITIONAL WEIGHT IN KG
24-605-G0-1	Overhead locker furniture front panels in "high gloss" Senosan cream white with handle bars in stainless steel look	8
24-605-G0-2	Overhead locker furniture front panels in the "high gloss" Senosan cream white and Ebano Silver colour combination with handles in stainless steel look	8
24-600-G0-1	Furnishings in Jatoba Brilliant with overhead locker furniture front panels in Jatoba Brilliant with handle bars in stainless steel look	8
24-600-G0-2	Furnishings in Jatoba Brilliant with overhead locker furniture front panels in "high gloss" Senosan cream white with handle bars in stainless steel look	8
24-600-G0-3	Furnishings in Jatoba Brilliant with overhead locker furniture front panels in the "high gloss" Senosan cream white and Jatoba Brilliant colour combination with handle bars in stainless steel look	8
24-600-G0-4	Furnishings in Atlas cedar with overhead locker furniture front panels in Atlas cedar with handle bars in stainless steel look	8
24-600-G0-5	Furnishings in Atlas cedar with overhead locker furniture front panels in "high gloss" Senosan cream white with handle bars in stainless steel look	8
24-600-G0-6	Furnishings in Atlas cedar with overhead locker furniture front panels in the "high gloss" Senosan cream white and Atlas cedar colour combination with handle bars in stainless steel look	8
24-722-G0	Blinds in living room with wood look	5
24-680-G0-1	Lounge with relax function	50
24-685-G0-1	1 x lap belts in the seat against the driving direction (including 5-person approval, round seating area only)	5
24-685-G0-2	2 x lap belts in the seat against the driving direction (including 6-person approval, 950 LSA)	30
24-685-G0-3	2 x lap belts in the seat against the driving direction (including 4-person approval, 890 RLA)	30
24-685-G0-4	1 x lap belt on seat opposite direction of travel and 1 x three-point belt on seat in direction of travel (6-person approval, for 950 LSRA)	30
24-689-G0	Lowerable table with upholstered table cover (only 890 RLA)	8
24-689-G0-1	Pull-out and lowerable table with upholstered table cover (only 890 RLA)	12
24-689-G0-2	Lowerable table with upholstered table cover (only 950 LSA / 950 LSRA)	8
24-231-G0-5	Midi-Heki instead of Mini-Heki (alcove) (890 RLA) ¹	6
24-231-G0-2	Panorama skylight (Heki 3) instead of Mini-Heki (bedroom) (950 LSA / 950 LSRA) ¹	19
24-231-G0-3	Panorama skylight (Heki 3) instead of Mini-Heki (alcove) (890 RLA) ¹	19
24-231-G0-4	Double mini Heki with canopy and indirect lighting (alcoves) (950 LSA) ¹	10
24-231-G0-6	Electric drive kit for Midi-Heki incl. rain sensor, remote control, operation via app and automatic closing when the vehicle is started	1
24-231-G0-7	Electric drive kit for panorama skylight incl. rain sensor, remote control, operation via app and automatic closing when the vehicle is started	1

¹ The position of the skylight is determined after taking into account all roof constructions.

SPECIAL EQUIPMENT BODY

PART NO.	KITCHEN	ADDITIONAL WEIGHT IN KG
24-622-G0-1	Hybrid ceramic stove top with two gas hobs and one induction hob	0
24-630-G0-1	177 l refrigerator / microwave combination instead of standard refrigerator combination	0
24-630-G0-2	177 l compressor refrigerator	0
24-630-G0-3	177 l compressor refrigerator / microwave combination	0
24-631-G0	Stainless steel microwave with grill function under hob, 230 V operation via external connection, 26 l cooking area (not in combination with part no. 24-632-G0)	22
24-632-G0	Dishwasher under hob (not in combination with part no. 24-631-G0)	25
24-231-G0-5	Roof ventilator with ventilation and aeration ¹	4

SPECIAL EQUIPMENT BODY

PART NO.	ELECTRONICS	ADDITIONAL WEIGHT IN KG
24-511-G0-1	Electronic power package 1 x 170 Ah additional gel battery (total of 3 batteries), combination charger 100 A with network strength code, sine wave inverter from 12 V to 230 V, 3900 W peak and 2600 W continuous output with network compensator	60
24-511-G0-2	Electronic power package "Ultra Power" 1 x 460 Ah lithium battery (instead of series body batteries), combination charger 150 A, sine wave inverter from 12 V to 230 V, 6000 W peak and 3000 W continuous output with network compensator Charger converter 2 x 50 A	-57
24-511-G0-3	Electronic power package "Ultra Power XL" 2 x 460 Ah lithium battery (instead of series body batteries), combination charger 150 A, sine wave inverter from 12 V to 230 V, 6000 W peak and 3000 W continuous output with network compensator Charger converter 2 x 50 A	-2
24-581-G0	Alarm system with surveillance of the garage doors, the living room door as well as the driver's cabin doors	3
24-560-G0	Double reverse camera with shutter (only in combination with part no. 24-555-G0-2)	4
24-570-G0-2	Solar panels with approx. 560 W maximum power	30
24-150-G0	2700 W gas generator, permanently installed (only in combination with gas tank) ²	50
24-521-G0-1	2 x 230 V sockets and floor inlet into the rear garage	1

²Combinations of options which can be attached to the chassis are only available with restrictions. A final confirmation can only be made after a technical test.

SPECIAL EQUIPMENT BODY

PART NO.	TV / RADIO / PHONE	ADDITIONAL WEIGHT IN KG
24-550-G0-1	<p>Satellite TV system with 40" Full HD LED Smart TV in rear, right, can be electrically extended (890 RLA)</p> <p>Satellite TV system with 85 cm mirror, fully automatic alignment, multiple-subscriber configuration by means of TWIN-LNB, connection for second receiver with 12 V and antenna socket in bedroom, audio supplied via radio system (total vehicle height plus approx. 100 mm)</p>	50
24-550-G0-2	<p>Satellite TV system with 40" Full HD LED Smart TV in right roof cabinet, electrically lowerable (950 LSA / 950 LSRA)</p> <p>Satellite TV system with 85 cm mirror, fully automatic alignment, multiple-subscriber configuration by means of TWIN-LNB, connection for second receiver with 12 V and antenna socket in bedroom, audio supplied via radio system (total vehicle height plus approx. 100 mm)</p>	50
24-551-G0	DVB-T2 exterior antenna for receiving terrestrial television (for 2 TV devices)	2
24-552-G0-1	32" Full HD LED Smart TV for rear sleeping compartment with integrated TV tuner (950 LSA / 950 LSRA)	15
24-552-G0-2	32" Full HD LED Smart TV for alcove with integrated TV tuner (890 RLA)	15
24-557-G0	LTE WLAN router for amplifying external WLAN signals and Internet TV streaming	1
24-555-G0-1	Radio in living room with Bluetooth and MP3 playback, sound system with bass reflex subwoofer and additional speakers	15
24-555-G0-2	Navigation system (with motorhome software and 10" touchscreen)	4
24-556-G0-1	Acoustic package for rear bedroom (950 LSA / 950 LSRA) (2 x 2-way speaker system and 4-channel amplifier for sound optimisation of LED flat screen)	20
24-556-G0-2	Acoustic package for alcove (890 RLA) (2 x 2-way speaker system and 4-channel amplifier for sound optimisation of LED flat screen)	20
24-521-G0	Socket combination, 230 V / 12 V / antenna, in double floor with floor routing, position: In external storage compartment, right side in the direction of travel (for optional external TV connection) (sat output)	1

STANDARD EQUIPMENT

CRUISER IVECO

CRUISER MB ATEGO

SPECIAL EQUIPMENT BODY

PART NO.	WATER / GAS / HEATING / BATHROOM	ADDITIONAL WEIGHT IN KG
24-424-G0	Outdoor shower in "Water" technical compartment (driver's side)	2
24-617-G0	SOG comfort toilet ventilation with activated carbon filter for fixed tank (extraction at toilet bowl)	1
24-582-G0	Gas alarm for monitoring the living room (carbon monoxide, propane, butane, paralysing gas, KO gas)	2
24-443-G0	External gas socket on the passenger's side (BBQ point)	1
24-151-G0	Gas tank approx. 120 l with gas prefilter, secondary gas filling point, crash sensor and fill level indicator in the control panel display, including skirting panel flap ² (including gas tank filling)	104
24-575-G0-1	2200 W roof air conditioning with 1700 W heating element (total vehicle height plus approx. 130 mm) ³	34
24-153-G0	Hybrid heating system (5.2 kW Webasto diesel heater coupled with Alde hot water heater)	10
24-153-G0-1	Sensotherm cockpit heating The heating circuit of the Iveco Daily is integrated into the body heating system. The vehicle blower keeps the windscreen free of condensate even when it is parked.	5
24-418-G0	6 l Alde-Flow additional hot water boiler	8
24-619-G0	Mirrored cabinet in- and outside	1
24-612-G0	Shower fittings with rain forest shower and hand shower with wall mount	2
24-440-G0	Elimination of gas storage compartment for two gas bottles (only in combination with part no. 24-151-G0)	0
24-528-G0	Electric drain valves for grey and black water tank incl. camera	6
24-428-G0	Water filter system Carawater Filtradoc L	3
24-437-G0-1	Wastewater tank flushing system	3

² Combinations of options which can be attached to the chassis are only available with restrictions. A final confirmation can only be made after a technical test.

³ If not ordered otherwise, the roof air conditioning is installed in the living room.

SPECIAL EQUIPMENT BODY

PART NO.	UPHOLSTERY FABRIC / LEATHER / CARPET		ADDITIONAL WEIGHT IN KG
24-700-G0-1	"Maxwell" textile / microfibre upholstery	Series	0
24-700-G0-2	"Luciano" textile / microfibre upholstery	Series	0
24-700-G0-11	"Samra" textile / microfibre upholstery	Series	0
24-700-G0-12	"Platino" textile / microfibre upholstery	Series	0
24-700-G0-3	"Vanilla" leather upholstery and colour-coordinated Concorde collection		25
24-700-G0-4	"Cream-Beige" leather upholstery and colour-coordinated Concorde collection		25
24-700-G0-5	"Savannah" leather upholstery and colour-coordinated Concorde collection		25
24-700-G0-6	"Coco" leather upholstery and colour-coordinated Concorde collection		25
24-700-G0-7	Original driver's cabin seats covered in living room textile / microfibre instead of the chassis manufacturer's original upholstery		0
24-700-G0-8	Original driver's cabin seats covered in living room leather instead of the chassis manufacturer's original upholstery		5
24-721-G0-1	Concorde collection: 2 x small pillows, 2 x big pillows, 2 x blankets		5
24-471-G0-1	Soft-Walk floor covering with slate look	Free of charge	0
24-471-G0-2	Soft-Walk floor covering in yacht-style (recommended for Atlas cedar furniture)	Free of charge	0
24-730-G0-1	Living room carpet linked and removable, colour: Novus light beige		10
24-730-G0-2	Living room carpet linked and removable, colour: Novus silver-grey		10

Concorde uses only the highest-quality fabrics and leather with a special dirt-repellent coating.

The mass in running order contains: The dry weight of the standard equipment including the driver (75 kg), filled fuel tank, 100 l of fresh water, 1 x filled 11 kg steel gas bottle, vehicle tool kit. The empty weight and dimensions can change if special equipment and accessories are installed. All dimension and weight specifications correspond to the state of knowledge at the time of printing. Deviations of +/- 5% are possible and permissible.



Concorde

REISEMOBILE AUS LEIDENSCHAFT

Presented by your Concorde dealer:



Concorde Reisemobile GmbH
Concorde-Straße 2-4 · D-96132 Schlüsselfeld-Aschbach (Germany)
Phone +49 (0) 9555 9225-0 · Fax +49 (0) 9555 9225-44
Internet: www.concorde.eu · E-mail: info@concorde.eu

Technical modifications reserved provided that the overall product quality remains the same or is improved and the intended purpose is not impaired. On publication of this technical information, all previous are rendered invalid. Subject to change without notice, errors excepted.

EN_Cruiser Iveco Daily / Cruiser MB Atego_Version: 10/2023